

# CREATE WELCOMING SPACES WITH WiZ PRO!

**AWS Event**



# TRANSFORM ANY APPLICATION INTO A WELCOMING SPACE WITH WiZ Pro!

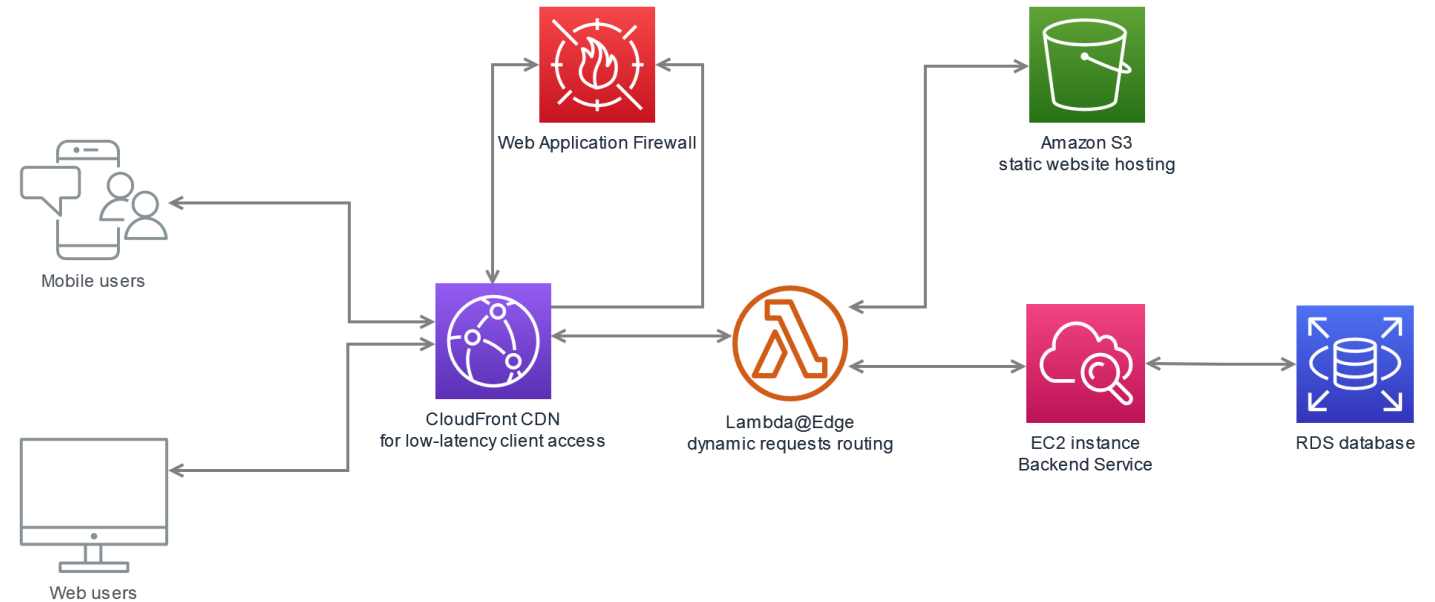
WiZ Pro is an IoT solution targeting professional lighting segment, offering a suite of software fit for small & medium projects of up to 200 light points per site. The professional lighting solution targets residential and commercial locations, to transform them to a "welcoming space".

WiZ Pro is ideal for high-end residential, multi-residential, restaurant, hospitality, retail, education and leisure spaces.



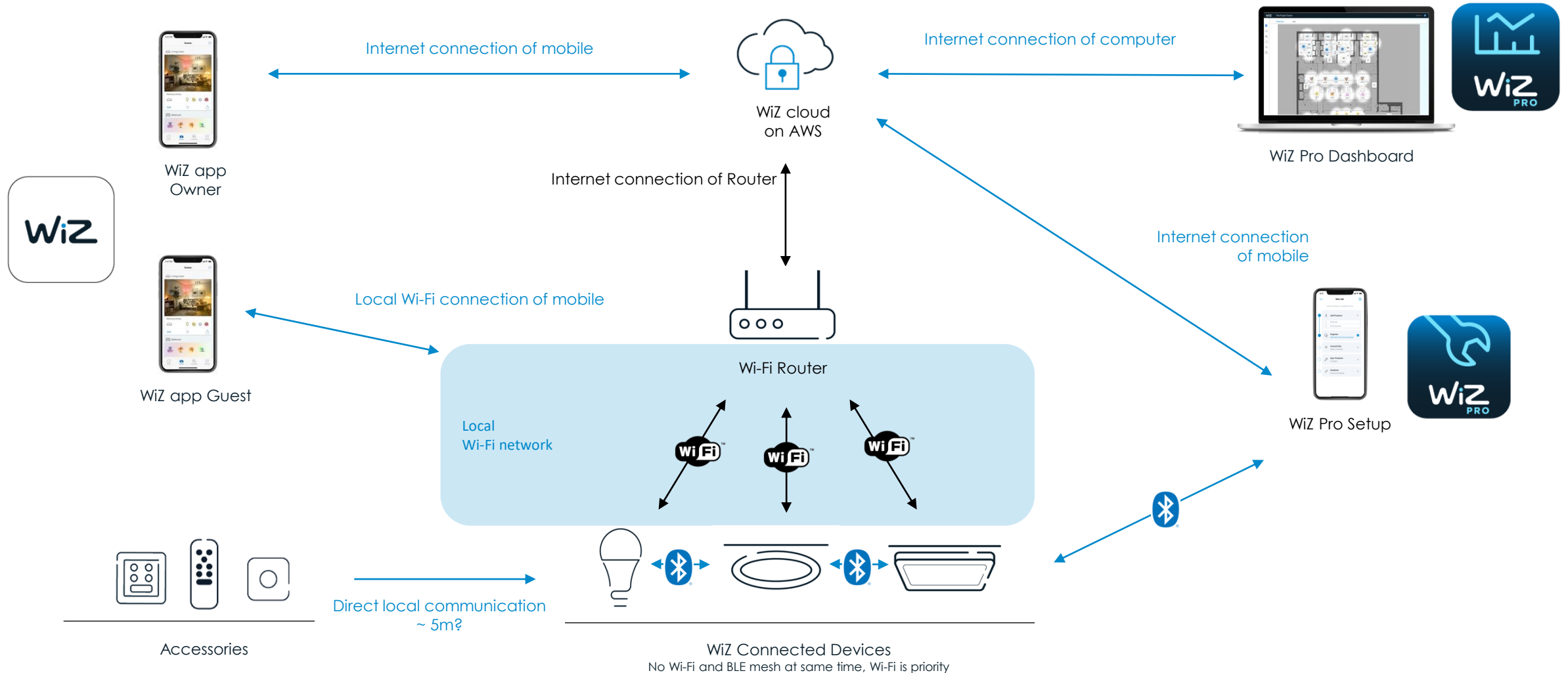
# WiZ PRO Architecture on AWS

- Highly available architecture with S3 static assets hosting and Aurora RDS database
- Low-latency global access due to CloudFront CDN service
- Dynamic requests routing using Lambda@Edge
- Web Application Firewall protection with AWS WAF service





# ALL LINKED BY A CLOUD CENTRIC SYSTEM HOSTED ON AWS



# A SOFTWARE SOLUTION FOR EACH STAKEHOLDER

## WIZ PRO SETUP APP



FOR INSTALLERS

## WIZ PRO DASHBOARD



FOR BUILDING MANAGERS

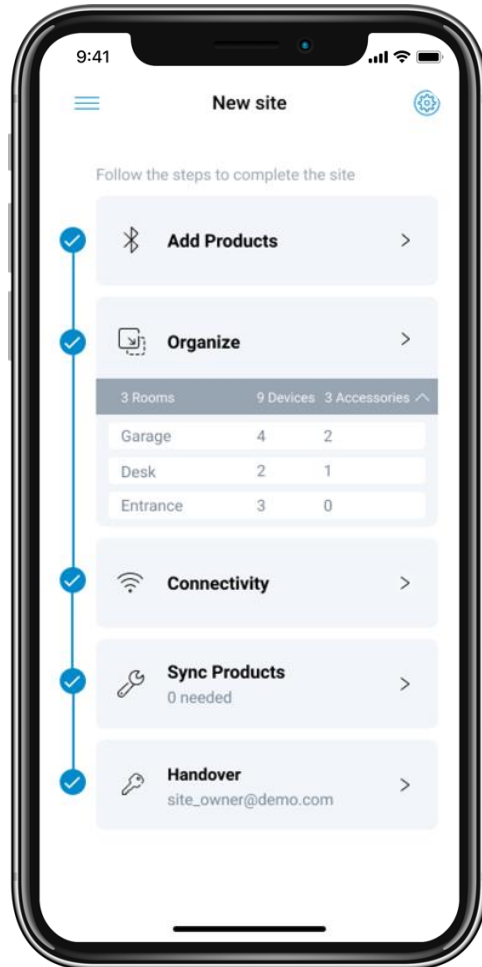
## WIZ APP

WIZ



FOR END USERS

# HASSLE-FREE, BLE-BASED COMMISSIONING WITH WiZ PRO SETUP APP



Smartphone application dedicated to installers and focusing on quick and easy simple commissioning of new products.

Key supported use cases:

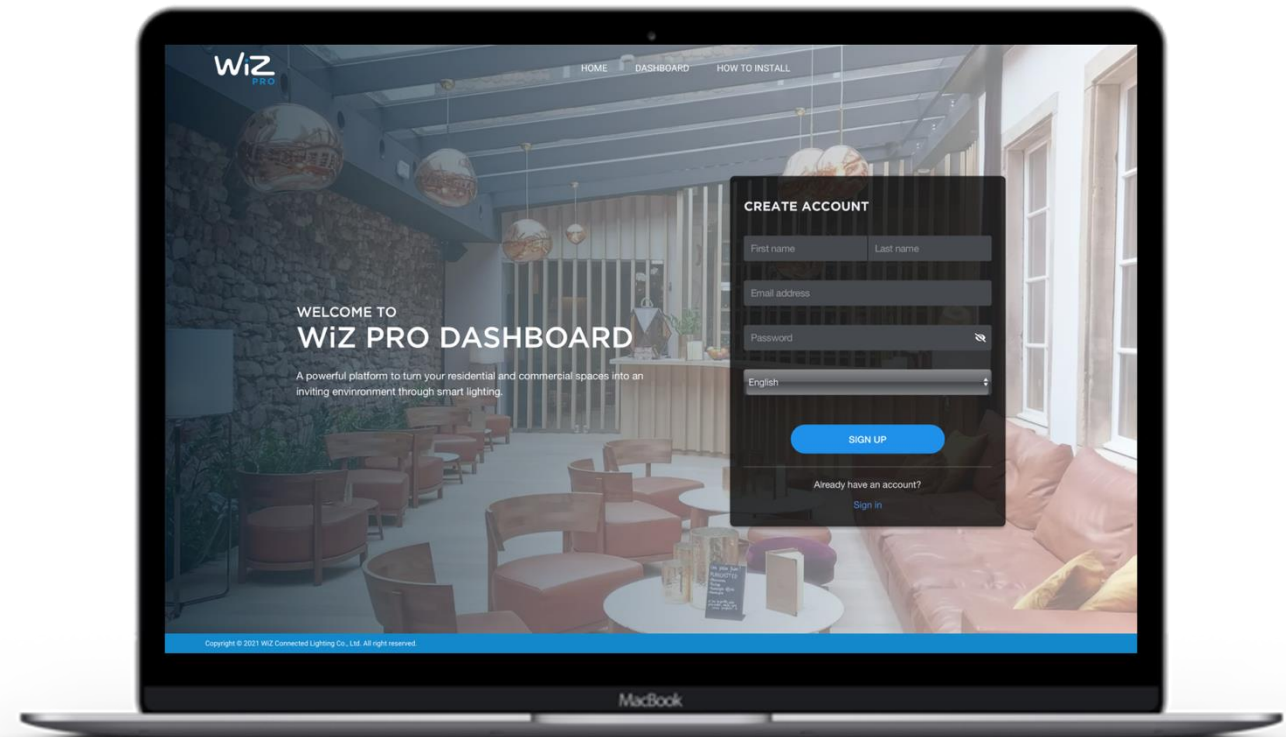
- Installer account management and projects list with simple and intuitive interface focusing on standard installation
- Site creation for new greenfield projects and Commissioning code access for renovation or expansion projects
- Pre-Wi-Fi commissioning, which can be done onsite or offsite
- Handover to client, which can be received either in WiZ app or WiZ Pro Dashboard

Web-based interface dedicated to commercial users to manage bigger scale installation bases and have access to advanced functionalities.

Key supported use cases:

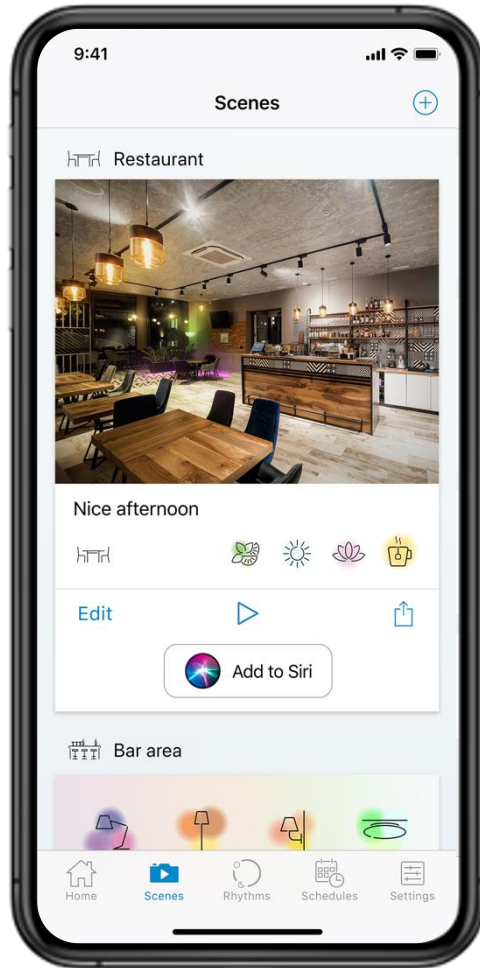
- Scale management with Organizations, Locations and Sites and Floor plan visualization
- Remote monitoring and control as well as Scenes creations, and Automations
- Advanced features including Energy management, Predictive Maintenance and Accessory granular targeting
- Access management to the Site for WiZ app usage. This is a great way to give access for installation of products, but also for everyday use of the WiZ app on the same products.

To get access to it: <https://pro.wizconnected.com>



## ADVANCED FACILITY MANAGEMENT WITH WiZ PRO DASHBOARD

# INTUITIVE DAILY CONTROL WITH THE WiZ APP



The smartphone application dedicated to an intuitive daily control for end-users.

Key supported use cases:

- Direct and simple control including colors and whites
- Scenes activation or management (if owner)
- Automations with Scheduling (if owner)
- Switching between Homes/Sites

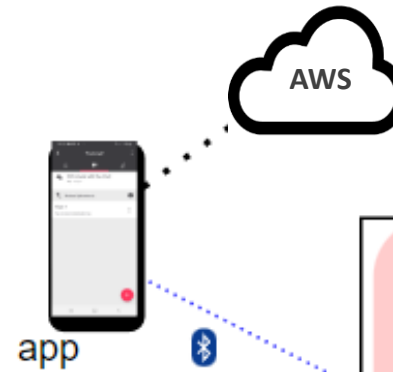


**TRANSFORM YOUR  
OWN LIGHTING INTO  
CONNECTED  
FIXTURES WITH  
WiZ PRO HARDWARE**

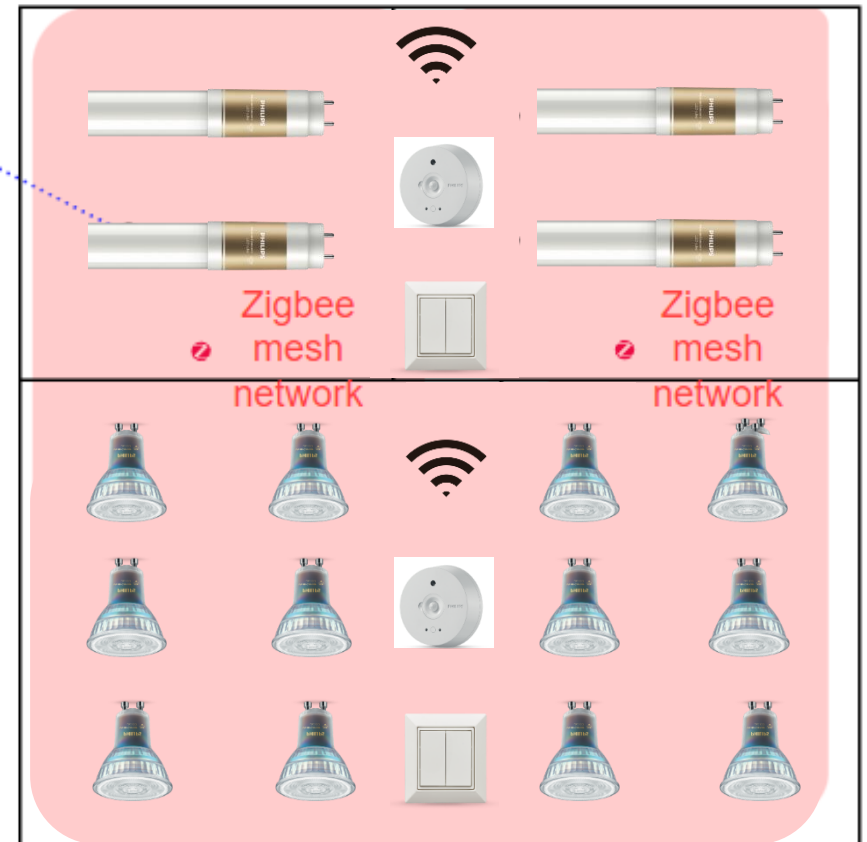


# Smart Retrofit System

Standard lamps



Smart Lamps & Controls



## Benefits:

- Standalone System
- Easy retrofit
- Easy setup
- Save energy & material
- Flexible control



# HK's Climate Action Plan 2050

## Smart Lighting here to help



### 綠適樓宇基金 vs 節能設備升級計劃

	綠適樓宇基金	節能設備升級計劃
資助金額	最高資助 <b>50%總工程費用</b>	光管每個以港幣\$60為上限；燈膽每個以港幣\$20為上限；冷氣機港幣\$1,000一部；高能源效益冷氣系統按預期一年內的能源節省量而定(每度數\$0.5)
資助金額上限	非住宅用電客戶、慈善機構、住宅樓宇： 每幢樓宇每年港幣 <b>\$30萬</b> 大量用電或高需求用電客戶： 每幢樓宇每年港幣 <b>\$25萬</b>	非住宅用電客戶：每個電力賬戶港幣\$10,000直至 2023年 大量用電或高需求用電客戶：每個電力賬戶港幣\$150,000直至 2023年
合資格申請者	住宅樓宇、商業樓宇及工業樓宇公用地方之 <b>業主</b>	中電賬戶持有人
內容	為 <b>共用設備進行提升能源效益的工程</b> 包括 <b>更換設備</b> 、重新校驗和實施智能 / 資訊科技技術	於 <b>供電地址內</b> 更換或添置設備
項目	照明系統、空調系統、升降機及自動電梯系統及電力系統	非LED → LED 照明 (光管或內置燈具) 一級能源標籤冷氣機、高能源效益的冷氣系統
資助範圍	包括設備及安裝費用	只限設備費用
標書要求	工程項目金額：<\$20萬= 最少3份標書 工程項目金額：≥\$20萬 = 最少5份標書	不適用



wizconnected.com