



Finance Transformation

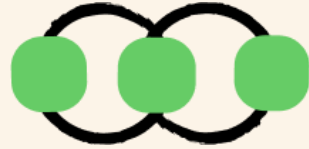
Technology to automate and accelerate
your business growth

Workiva by the Numbers[!]



5,380+

incredible customers



180+

countries where
Workiva is used




70%

of the Fortune 1000
trust our Platform



200+

advisory and
technology partners



\$468.7 million

TTM revenue



97.9%

revenue retention



Fortune 100

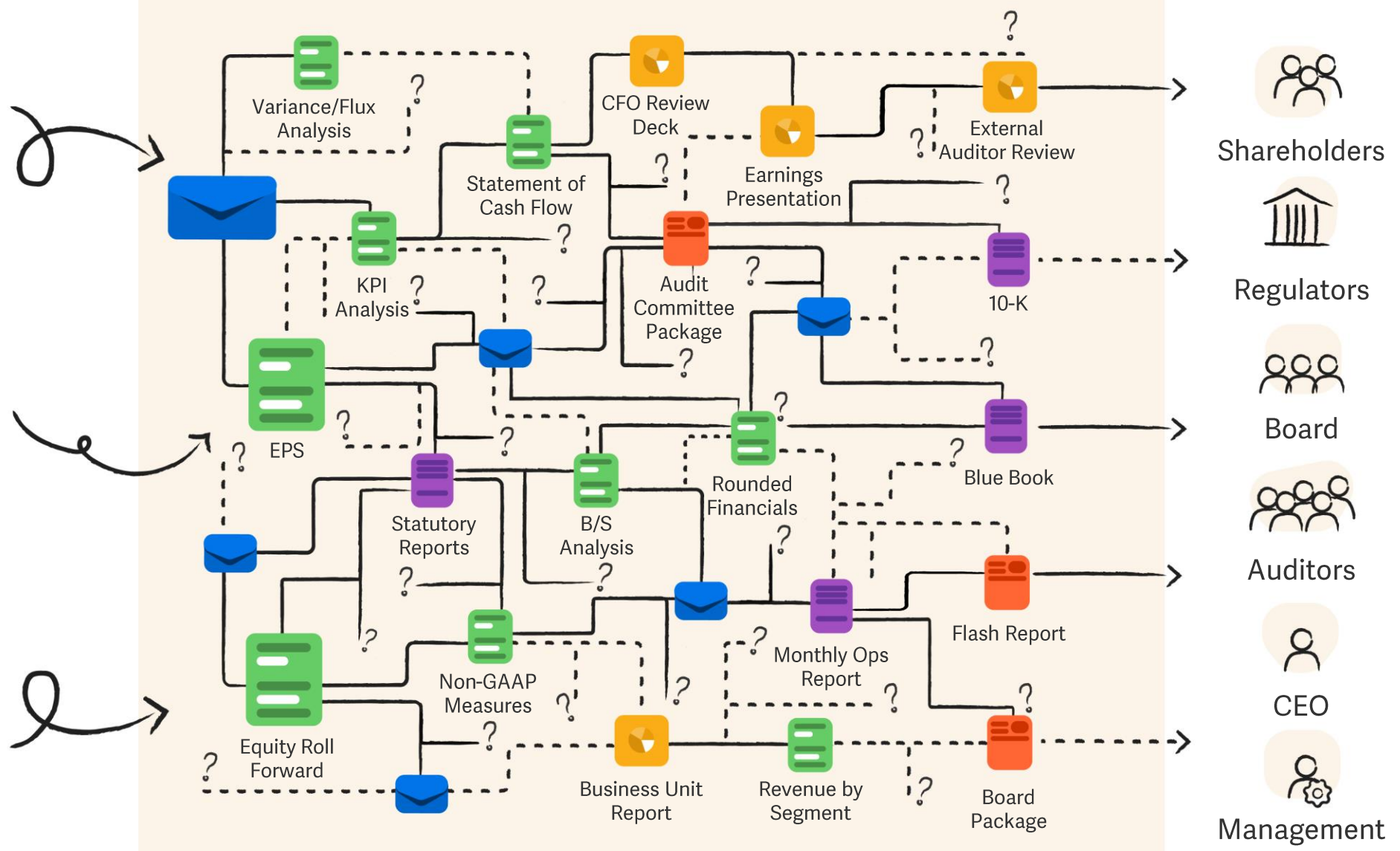
Fortune 100 **Best Places to
Work** three years in a row



188,000+

unique platform users

Complexity...



To simplified. Seriously.

Oracle

\$ 6,000

ORACLE®
NETSUITE

fiserv.

FIS

\$ 7,000

FIS

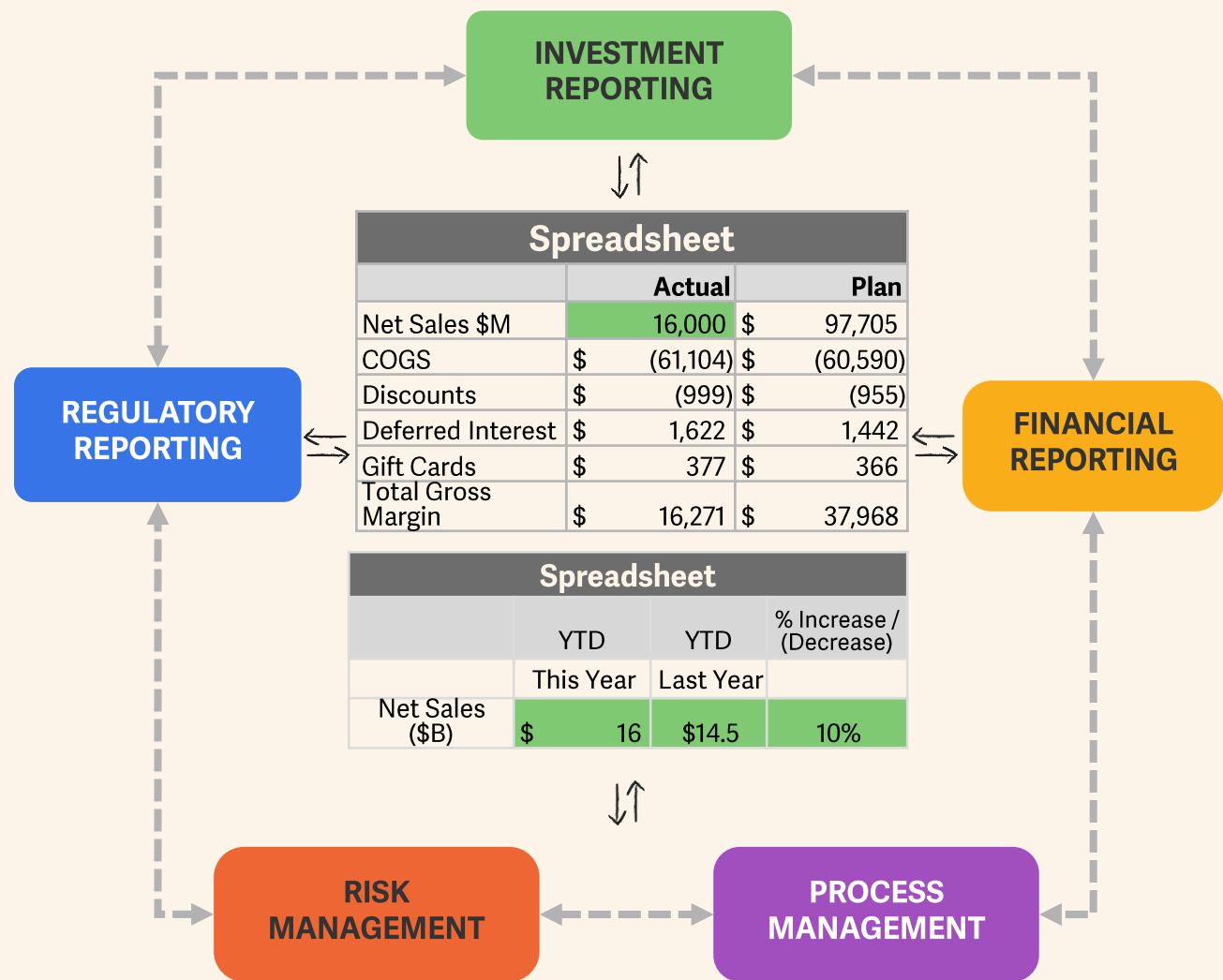
workday.

BLACKLINE

.XLS

Spreadsheet

\$ 4,000



SEC Reports

Fiscal Year

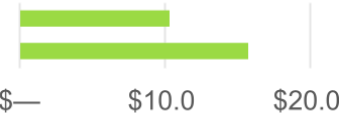
Sales for this fiscal year were **\$16B**, an increase of **33%** from the previous year...

Call Report

Fiscal Year

Deposits for this fiscal year were **\$16B**, an increase of **33%** from the previous year...

Investor Presentation (\$B)



Monthly Package (\$B)



A Financial Services Platform

Financial & Management Reporting

- Annual and interim financial reporting
- Board reporting
- Performance reporting
- Management reporting
- CFO deck

Regulatory Reporting

- Global statutory reporting
- Tax reporting
- Insurance statutory reporting
- Registration statements
- ICAAP/ILAAP



Investment Reporting

- Mutual fund prospectus
- Alternative investment fund reporting
- Mutual fund shareholder reports
- Variable insurance product prospectus
- Broker dealer reporting

Risk & Process Management

- SOX and controls management
- Audit management
- Enterprise risk management
- Policies and procedures

Where do we fit in your enterprise?



Where data integrity is critical

You have data scattered throughout your organisation on various systems and in files and folders on PCs. How do you bring it all together?



Where collaboration is essential

Your workforce is spread out across geos and managing remote work. How do you bring them together effectively?



When an automated process is required

Manual tasks don't cut it. You need the precision and efficiency of automation to minimise risk and wasted time.

Connected

And Integrated to
Systems of Truth



Spreadsheet		
	Actual	Plan
Net Sales	45,000	97,000
Cost of Goods Sold	64,500	69,500
Discounts	64,560	71,000

Annual & Interim
Reporting

Management
Reporting

Statutory Reporting

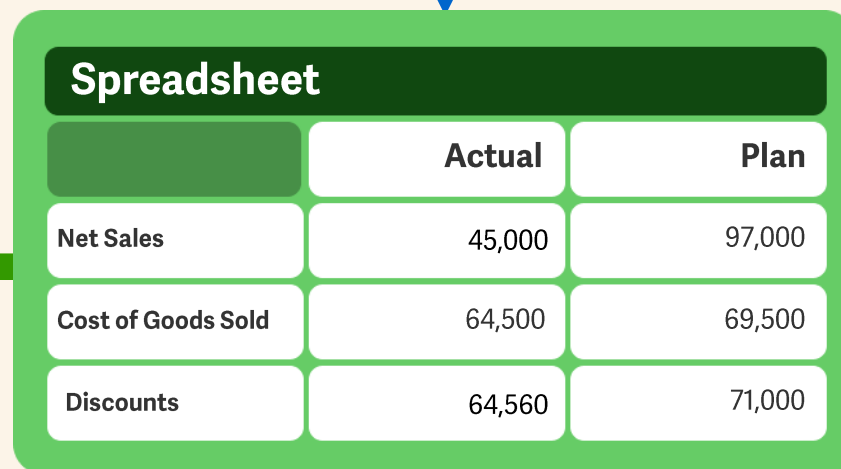
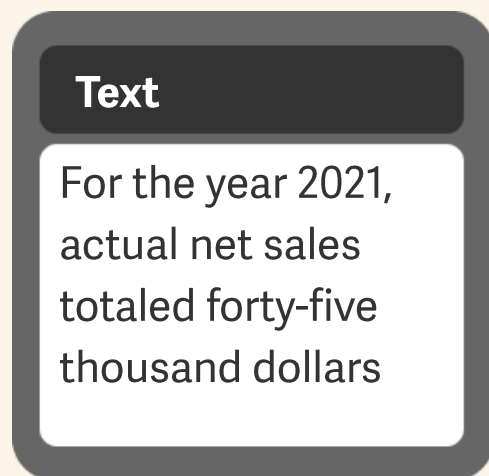
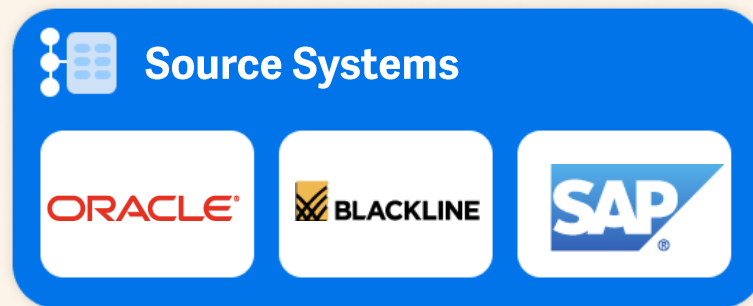
Regulatory Reporting

Management
Reporting

ESG Reporting

Transformed

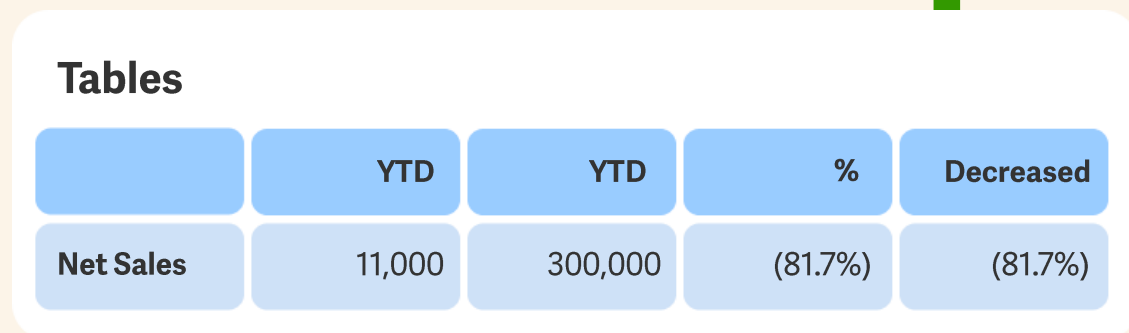
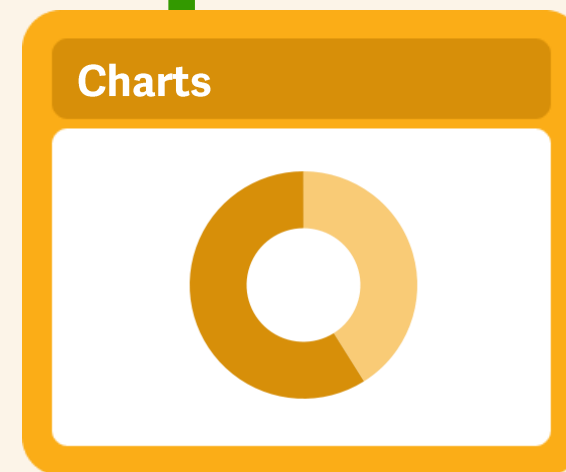
Example transformation shown



Spreadsheet

	Actual	Plan
Net Sales	45,000	97,000
Cost of Goods Sold	64,500	69,500
Discounts	64,560	71,000

A green box labeled 'Spreadsheet' containing a table with 3 columns and 4 rows. A green line connects the bottom of this box to the Tables box.



Tables



	YTD	YTD	%	Decreased
Net Sales	11,000	300,000	(81.7%)	(81.7%)

A white box labeled 'Tables' containing a table with 5 columns and 2 rows. A green line connects the top of this box to the Spreadsheet box.

Report Result

Final layers are always connected back to source data

Source Systems



Text

For the year 2021, Actual net sales totaled forty-five thousand dollars.


Spreadsheet

	Actual	Plan
Net Sales	45,000	97,000
Costs of Goods Sold	64,500	69,500
Discounts	64,560	71,000

Localized Text

2021年，我們的銷售減少了 (721.9)% 至 11.9 億美元。

Charts



45000

64560

Tables

	YTD	YTD	%	Decreased
Net Sales	11,000	45,000	(81.7%)	(81.7%)

How Challenger Bank in Australia used Workiva

To scale reporting processes across multiple entities



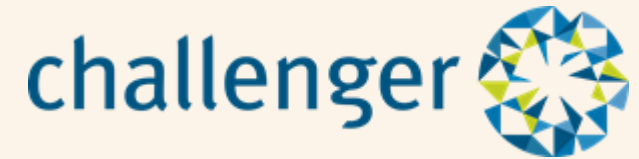
Disconnected challenges

- Manual, time-consuming report preparation, reviews and updates
- Risk associated with manual processes and multiple versions
- Inconsistent reporting across the business



Connected Results

- Reduced time spent on report preparation and review
- Created scalable, efficient reporting processes
- Enhanced review process across stakeholders, including auditors



With a 'best of breed' tech stack, Challenger now has a simplified offering that provides end-to-end integration, making their finance processes more efficient and allowing them to put information into the hands of business leaders in a more timely manner.



A 3-part approach to Challenger's Finance Transformation.

1. Streamlining strategic planning

Determined they needed an adequate governance model to manage the process and technology purpose built for budgeting and planning.

Result: The team reduced time spent on the planning process by 50%!

2. Modernizing the financial close process

Found an ERP system that would streamline the financial close process – enhance data captured for better insights in a consolidated system

Result: Nearly 40% of time given back to employees.

3. Revolutionizing reporting

Used an integrated reporting solution (Workiva) that is integrated and automatically updated with its general ledger and other source systems.

Result: No more fear in having any change to numbers.

Prior to Workiva, we used to have 70 versions of our annual report throughout the year. Now we have one.

David Conley
Head of Reporting
Challenger Group Limited

Thank You!

