



BIG DATA & REAL-TIME ANALYTICS

Analytics in 15

Easily Integrate Analytics into
Your Apps using Amazon QuickSight

Mayank Agarwal

Sr. Product Manager, Amazon QuickSight
Amazon Web Services Inc.

Agenda

● Introduction

● 1-Click Embedding

Enable permissions

Allowlist domains

Embed dashboards

Embed visuals

● Embed dashboard with QuickSight Q



Amazon QuickSight

Embedded

- Build data-rich experiences fast
- Consistent high performance with any scale
- Lower costs with consumption-based pricing


We built this for you, so you don't have to...




Serverless



ML insights




SPICE
In memory calculation engine



Multi-tenancy



Themes



APIs and SDK

1-Click Embedding



1. Enabling permission on dashboard

The screenshot displays the AWS QuickSight 'Share dashboard' interface. At the top, there is a navigation bar with the QuickSight logo and a search bar containing 'Software Sales'. Below the navigation bar, there is a link to 'Go back to 'Sales Pipeline''. The main content area is titled 'Share dashboard' and includes options to 'Copy link' and 'Copy embed code'. The interface is divided into two main sections: 'Invite users and groups to dashboard' and 'Manage permissions'. The 'Invite users and groups to dashboard' section contains a search box for 'Search by user email or group name'. The 'Manage permissions' section includes a filter box for 'Filter by email address or group name' and a table with columns for 'Name', 'Permission', and 'Save as Analysis'. The table shows a single entry under 'Users & Groups' with a permission of 'Owner' and the 'Allow save as' toggle turned on. Below the table, there is a section for 'Shared folders' which currently shows 'No shared folders'. At the bottom of the 'Share dashboard' section, there are two toggle switches: 'Enable access for' with 'Everyone in this account' (turned on) and 'Discoverable in QuickSight' (turned off).

2. Allowlist domain on QuickSight

QuickSight

Software Sales Type a question about your data

Account name [redacted]
Edition: Enterprise

Manage users
Manage groups
Manage assets
Your subscriptions
SPICE capacity
Account settings
Security & permissions
Manage VPC connections
Mobile settings
[Domains and Embedding](#)
Account customization
Single sign-on (SSO)

Manage domains for embedded dashboards

Embedded dashboards only work if they originate from domains you explicitly allow.

Domain

Required

Include subdomains ⓘ

Domain	Include subdomains	
[redacted]	Yes	
[redacted]	Yes	

3. Embed Dashboard

QuickSight

Software Sales Type a question about your data

Go back to 'Sales Pipeline'

Share dashboard

Copy link | Copy embed code ⓘ

Invite users and groups to dashboard

Search by user email or group name

Enable access for

- Everyone in this account ⓘ
- Discoverable in QuickSight ⓘ

Manage permissions

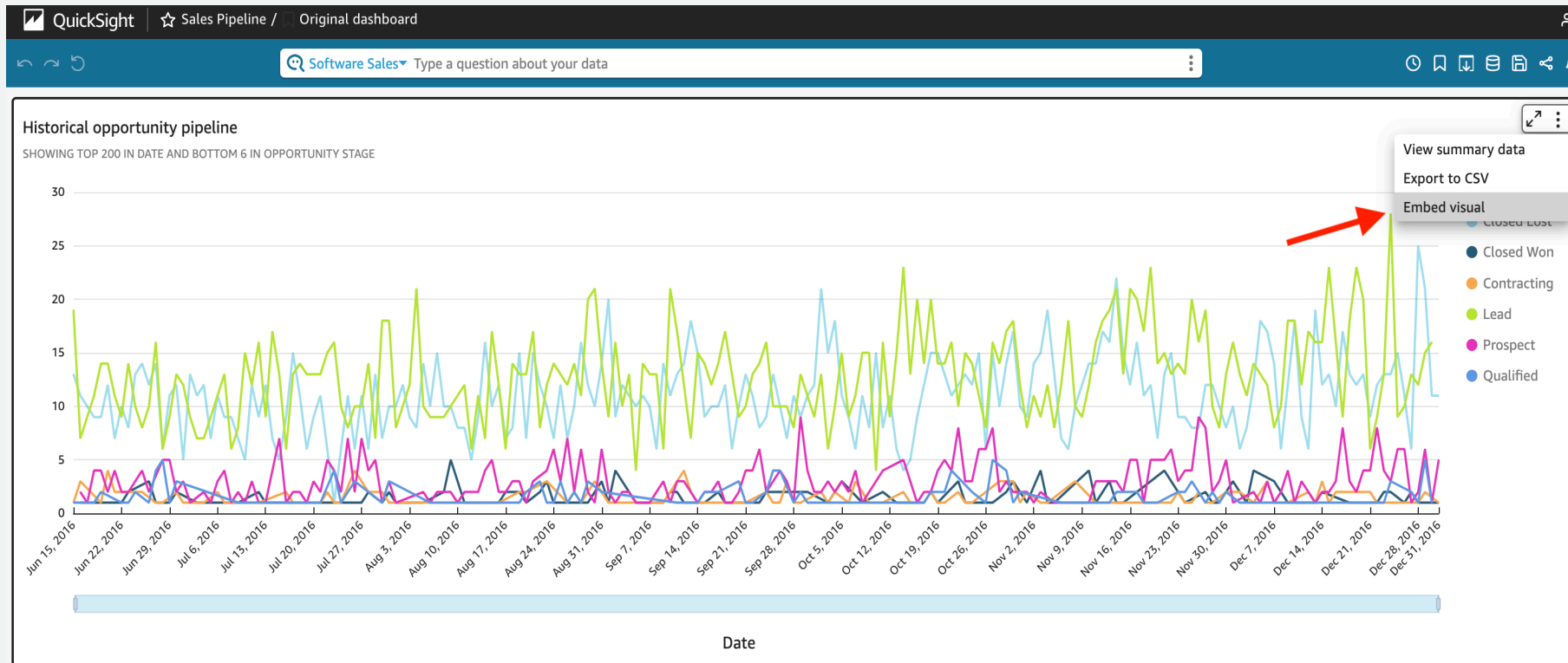
Access via QuickSight, link, or embed code

Filter by email address or group name

Name	Permission	Save as Analysis ⓘ
Users & Groups		
[Redacted]	Owner	<input checked="" type="checkbox"/> Allow "save as" ⓘ
Shared folders		
No shared folders		

```
1 <iframe
2   width="960"
3   height="720"
4   src="https://us-east-1.quicksight.aws.amazon.com/sn/embed/share/accounts/[Redacted]dashboards/
5   821791ba-74ba-467d-b095-c30a4aa40568?directory_alias=[Redacted]">
6 </iframe>
```


Embed Visual



Embed visual

Embed code ⓘ

```
<iframe width="600" height="400" src="https://us-east-1.quicksight.aws.amazon.com/embed/....."></iframe>
```

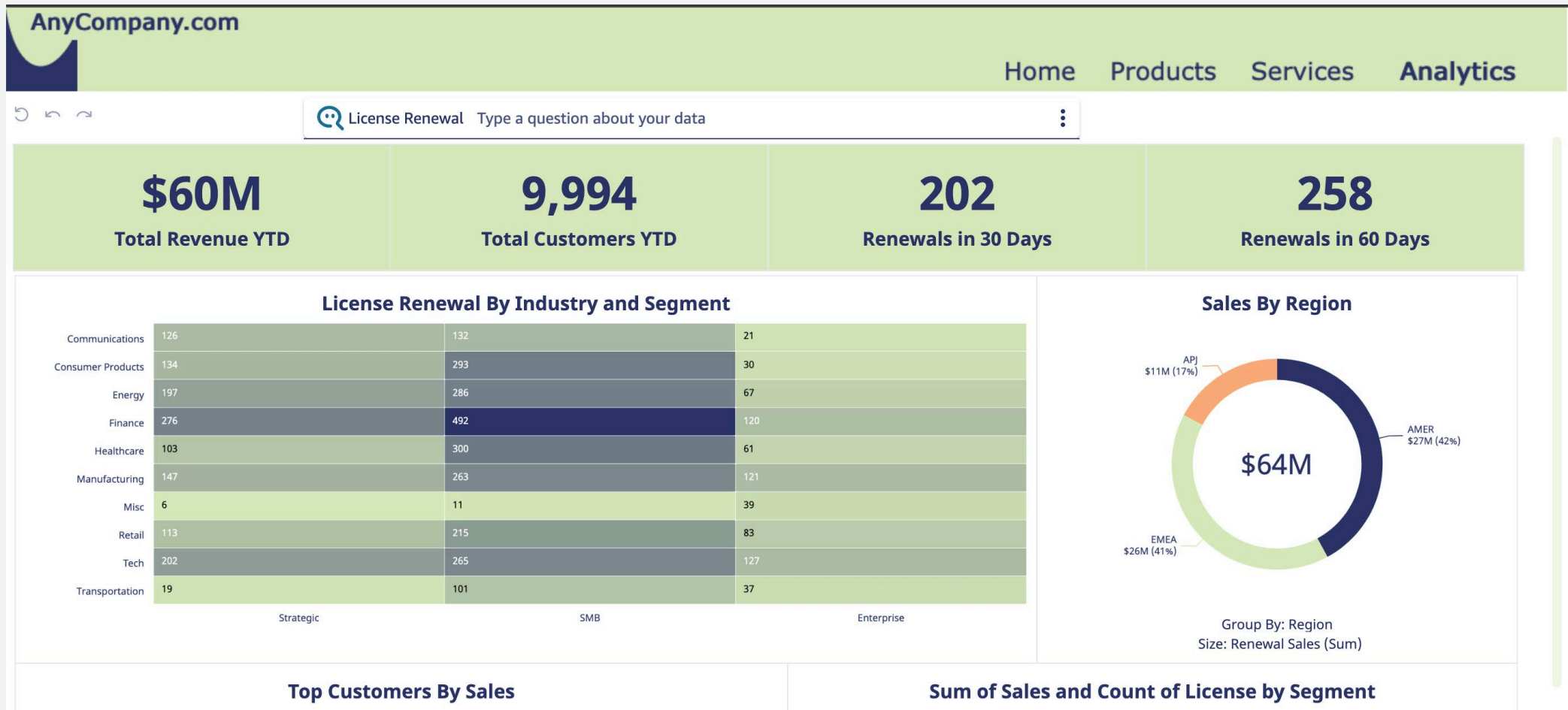
COPY CODE

Visual accessible to all users with whom this dashboard is shared.

[Learn more](#)

IDs for developers

Embed Dashboard with QuickSight Q



Resources



**Product
page**



Demos



**Developer
portal**



Workshops



**QuickSight
Community**



Thank you!

To learn more, please visit:

<https://aws.amazon.com/quicksight/embedded-analytics/>