



OPERATIONAL ANALYTICS

# Analytics Workshop

Create, Schedule, and Share  
Paginated Reports with AWS

Rahul Easwar

Sr. Product Manager  
Amazon Web Services

# Put data to work



Make better  
decisions



Improve  
efficiencies



Respond  
faster







Uncover  
opportunities

# Fragmented BI to meet varying user needs





## Data Sources



## Formats

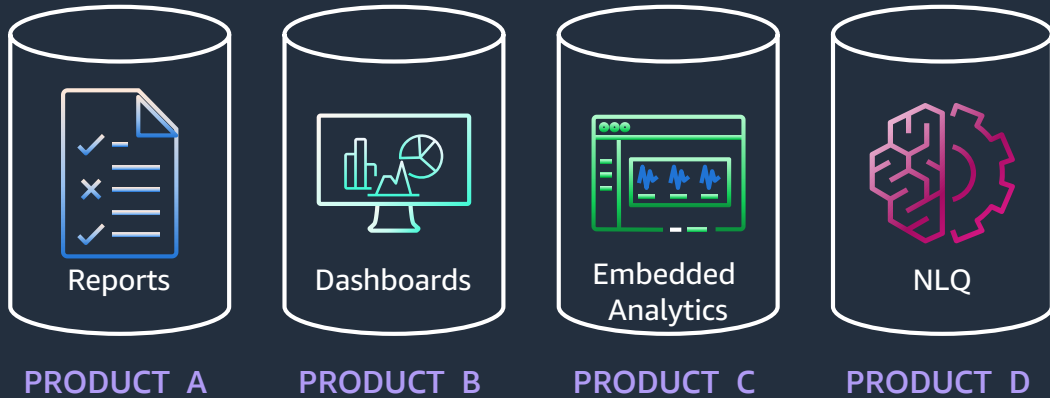
-  Reports
-  Dashboards
-  Natural Language Queries
-  Embedded Analytics

## Users

-  Executives
-  Analysts
-  Operational Users
-  Functional Users

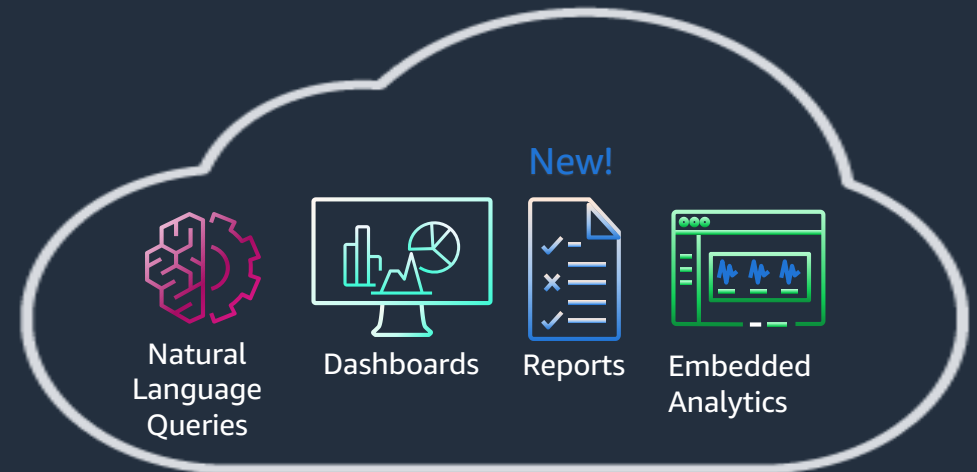
# Unify approaches with QuickSight

## • Legacy



- Silos of BI environments
- Specialized training, staff for each
- Different UI for each

## QuickSight



- Unified BI service at hyper-scale
- No additional training required
- Same UI



# Amazon QuickSight

UNIFIED BI SERVICE AT HYPERSCALE

Unified BI for all your analytics needs

Build data-rich experiences fast

Consistent high performance with auto scale

Lower costs with consumption-based pricing

# Over 100,000 Customers Use QuickSight



Now available  
**QuickSight**  
**Paginated Reporting**



# Paginated Reporting in the cloud

CONSOLIDATE DASHBOARD AND REPORTING USE CASES COST EFFECTIVELY IN THE CLOUD

- Build all insights, independent of preferred consumption model, on single source of truth governed datasets



**SALES REPORT** November 2022

**Best Selling Drinks**

Drink	Sales
Columbian	\$125K
Lemon	\$100K
Caffe Mocha	\$75K
Decaf Espresso	\$75K
Chamomile	\$75K

**Market Size**

Region	Market Size
West	\$100,000
South	\$150,000
East	\$200,000
Central	\$250,000
Total	\$700,000

**Product Sales**  
Month-to-date product sales by state

State	Product Type	Product	Sales	COGS	Margin	Profit
Colorado	Coffee	Amaretto	\$6,507.00	\$2,594.00	\$3,772.00	\$3,410.00
Iowa	Coffee	Amaretto	\$1,209.00	\$474.00	\$712.00	\$376.00
New Hampshire	Coffee	Amaretto	\$2,994.00	\$1,192.00	\$1,742.00	\$1,010.00
Ohio	Coffee	Amaretto	\$3,102.00	\$1,290.00	\$1,740.00	\$821.00
Oregon	Coffee	Amaretto	\$2,935.00	\$1,192.00	\$1,674.00	-\$136.00

Report Generated On: Nov 24 2022 Confidential Page 1 / 13

Washington	Espresso	Caffe Latte	\$2,193.00	\$934.00	\$1,214.00	\$767.00
California	Espresso	Caffe Mocha	\$7,691.00	\$3,156.00	\$4,380.00	\$886.00
Colorado	Espresso	Caffe Mocha	\$4,640.00	\$1,856.00	\$2,696.00	\$2,339.00
Connecticut	Espresso	Caffe Mocha	\$3,497.00	\$1,424.00	\$1,988.00	\$3.00
Florida	Espresso	Caffe Mocha	\$5,898.00	\$2,416.00	\$3,364.00	\$582.00

Report Generated On: Nov 24 2022 Confidential Page 2 / 13

Oregon	Espresso	Caffe Mocha	\$3,102.00	\$1,290.00	\$1,740.00	\$818.00
Texas	Espresso	Caffe Mocha	\$6,507.00	\$2,594.00	\$3,772.00	\$3,415.00
Utah	Espresso	Caffe Mocha	\$3,678.00	\$1,568.00	\$2,026.00	\$1,500.00
Washington	Espresso	Caffe Mocha	\$3,194.00	\$1,398.00	\$1,726.00	\$488.00
Wisconsin	Espresso	Caffe Mocha	\$4,222.00	\$1,890.00	\$2,246.00	\$1,418.00

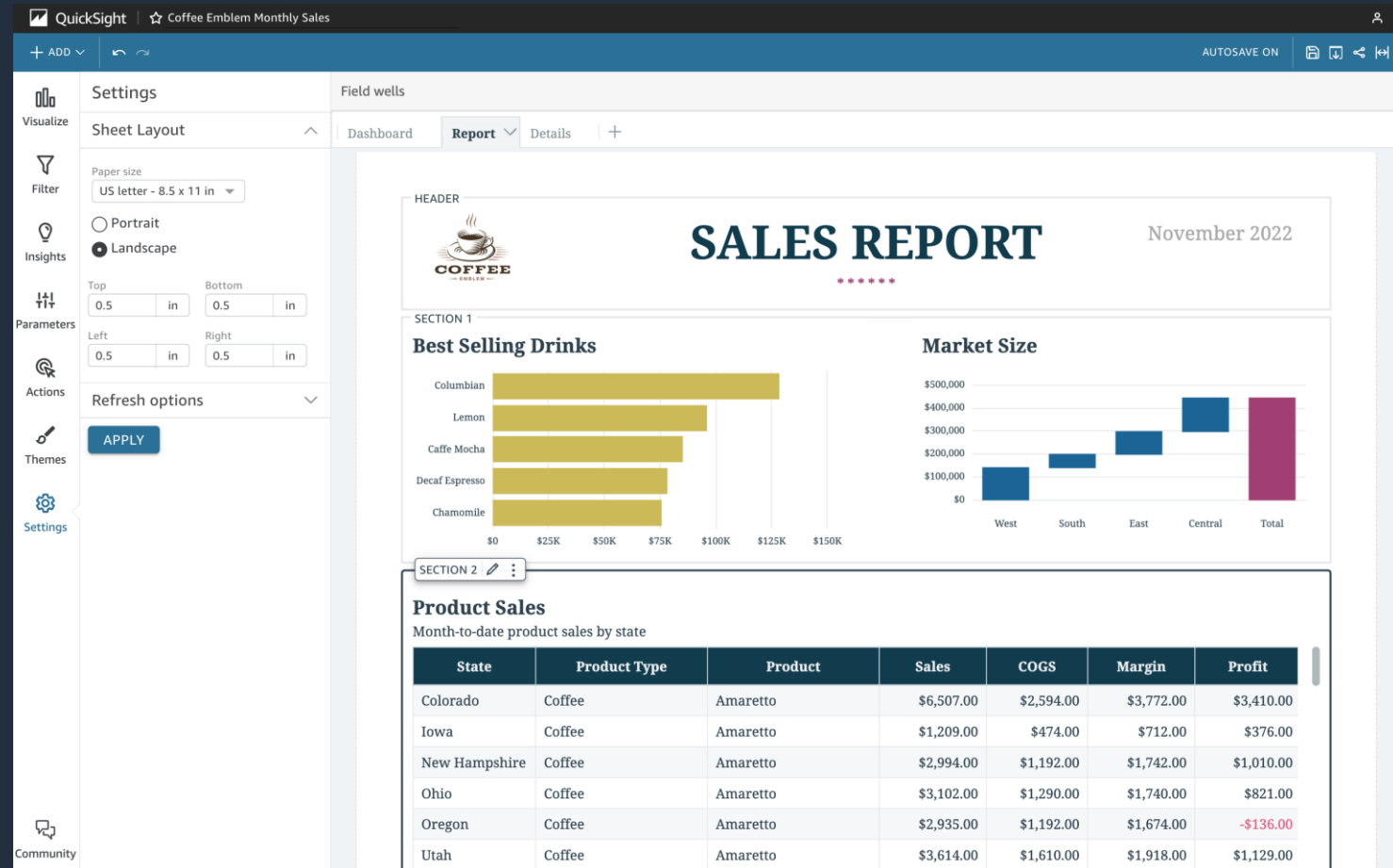
Report Generated On: Nov 24 2022 Confidential Page 3 / 13



# Paginated Reporting in the cloud

CONSOLIDATE DASHBOARD AND REPORTING USE CASES COST EFFECTIVELY IN THE CLOUD

- Build all insights, independent of preferred consumption model, on single source of truth governed datasets
- Single authoring experience for dashboards and reports
- Unified consumption experience allows users to choose dashboards and reports
- Pay for what you use
- No software updates to manage



# QuickSight Paginated Reporting

## Multi-page reports

- Generate PDF Reports that render all the rows of a table/pivot table when exported
- Author defined explicit page breaks, to control the flow of the generated output

Design and functionality are conceptual and can change

Report\_2022-11-24T00\_22\_34.pdf  
Page 1 of 13

### SALES REPORT

November 2022

#### Best Selling Drinks

Columbian	\$105K
Lemon	\$85K
Caffe Mocha	\$75K
Decaf Espresso	\$70K
Chamomile	\$65K

#### Market Size

West	\$100,000
South	\$150,000
East	\$200,000
Central	\$300,000
Total	\$500,000

#### Product Sales

Month-to-date product sales by state

State	Product Type	Product	Sales	COGS	Margin	Profit
Colorado	Coffee	Amaretto	\$6,507.00	\$2,594.00	\$3,772.00	\$3,410.00
Iowa	Coffee	Amaretto	\$1,209.00	\$474.00	\$712.00	\$376.00
New Hampshire	Coffee	Amaretto	\$2,994.00	\$1,192.00	\$1,742.00	\$1,010.00
Ohio	Coffee	Amaretto	\$3,102.00	\$1,290.00	\$1,740.00	\$821.00
Oregon	Coffee	Amaretto	\$2,935.00	\$1,192.00	\$1,674.00	-\$136.00

Report Generated On: Nov 24 2022      Confidential      Page 1 / 13

### SALES REPORT

November 2022

State	Product Type	Product	Sales	COGS	Margin	Profit
Utah	Coffee	Amaretto	\$3,614.00	\$1,610.00	\$1,918.00	\$1,129.00
Wisconsin	Coffee	Amaretto	\$3,194.00	\$1,398.00	\$1,726.00	\$497.00
California	Espresso	Caffe Latte	\$12,001.00	\$5,870.00	\$5,880.00	\$4,497.00
Louisiana	Espresso	Caffe Latte	\$3,497.00	\$1,424.00	\$1,988.00	\$0.00
Nevada	Espresso	Caffe Latte	\$1,058.00	\$34.00	\$998.00	\$873.00
New Mexico	Espresso	Caffe Latte	\$1,657.00	\$724.00	\$900.00	-\$207.00
Oklahoma	Espresso	Caffe Latte	\$6,262.00	\$2,566.00	\$3,570.00	\$2,723.00
Oregon	Espresso	Caffe Latte	\$2,902.00	\$1,266.00	\$1,570.00	\$357.00
Texas	Espresso	Caffe Latte	\$4,027.00	\$1,566.00	\$2,364.00	\$1,357.00
Utah	Espresso	Caffe Latte	\$2,302.00	\$910.00	\$1,340.00	\$1,008.00
Washington	Espresso	Caffe Latte	\$2,193.00	\$934.00	\$1,214.00	\$767.00

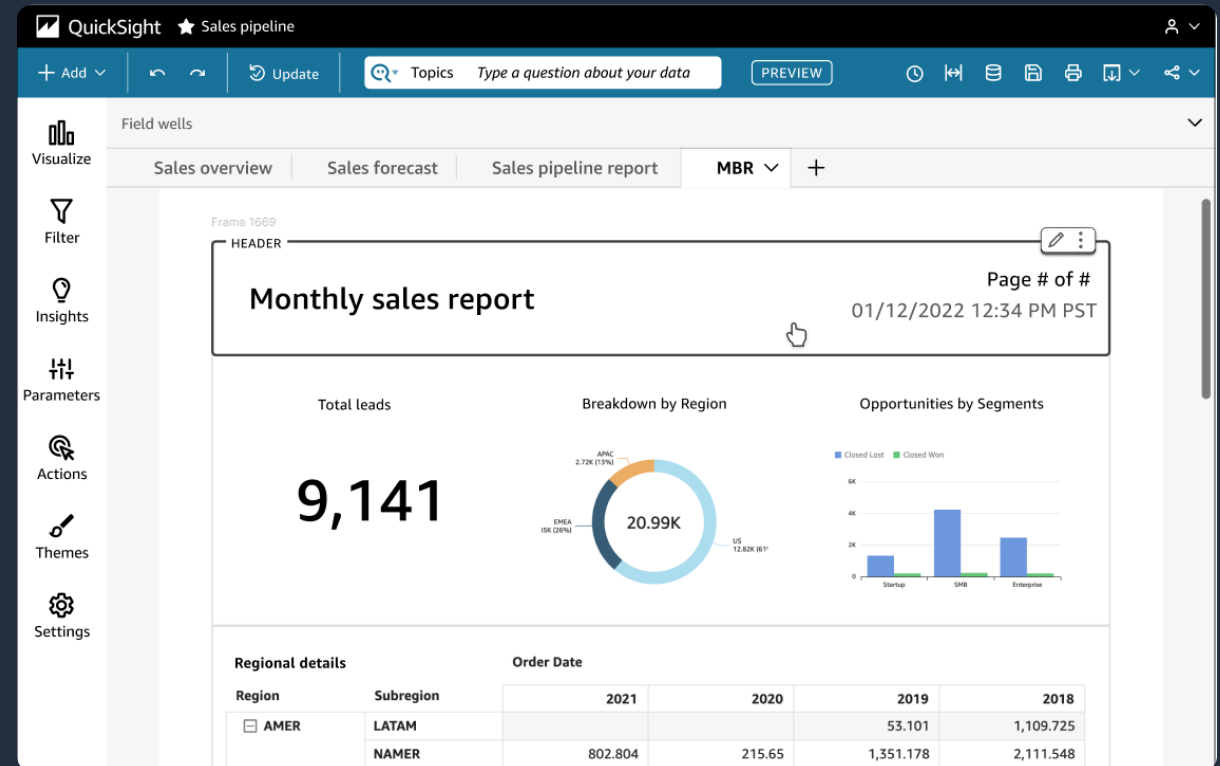
# QuickSight Paginated Reporting

## Multi-page reports

- Generate PDF Reports that render all the rows of a table/pivot table when exported
- Author defined explicit page breaks, to control the flow of the generated output

## Headers and footers

- Add pre-defined system parameters such as page numbers
- Create rich visuals by adding text and images to the header and footer area



# QuickSight Paginated Reporting

## Scheduled Delivery

- Ability to schedule PDF documents with content that spans multiple pages
- Choose summary data to export to CSV

## Snapshot History

- Access report snapshots on-demand

**< New Schedule** ×

Schedule name  
Marketing Team Monthly

Description (optional)  
Monthly summary of trial account totals and conversions

Content ^

PDF  
Paginated document

CSV  
Data from tables

**< New Schedule** ×

Schedule name  
Marketing Team Monthly

Description (optional)  
Monthly summary of trial account totals and conversions

Content ^

PDF  
Paginated document

Sheets  
Summary

File name  
EE\_trial\_accounts\_data .pdf

CSV  
Data from tables

**< New Schedule** ×

Schedule name  
Marketing Team Monthly

Description (optional)  
Monthly summary of trial account totals and conversions

Content ^

PDF  
Paginated document

Sheets  
Summary

File name  
EE\_trial\_accounts\_data .pdf

CSV  
Data from tables

Summary **Current Sheet**

- Region details
- EE account details
- Conversion rate details

> Details

3 OF 5 MAX **CANCEL** **DONE**

# Demo

# How do you get started?

QuickSight

QuickSight

[Back](#)

## New sheet

**Interactive sheet**  
Single page, interactive content  
Layout: **Tiled**  
Optimize for viewing on: **1600px**

**Paginated report** New  
Multi-page, highly formatted document  
Paper size: **US letter - 8.5 x 11 in**  
 **Portrait**  Landscape

[CANCEL](#) [CREATE](#)

\* A report unit is defined to be up to 100 pages long or 100MB in size. For example, a 200 page report constitutes 2 report units.

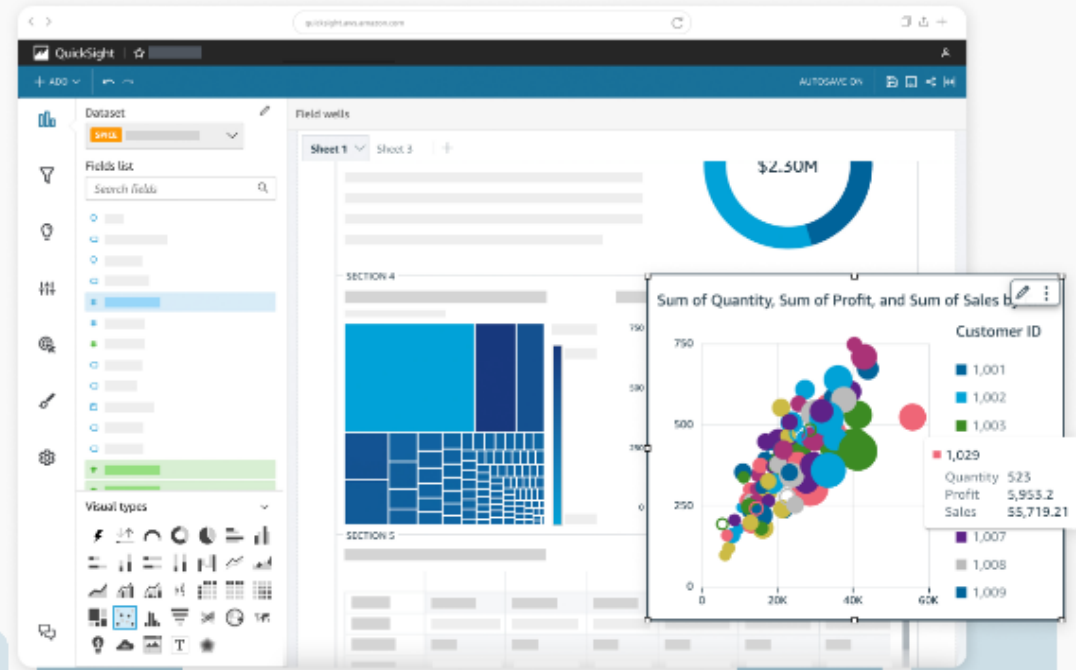
Custom pricing options available for larger Reporting needs

[Get a quote](#)

# Key Takeaways

## Get started fast

Start building critical operational reports without needing special coding skills or learning to use a separate tool.





# Thank you!

Rahul Easwar

[reaswar@amazon.com](mailto:reaswar@amazon.com)

<https://www.linkedin.com/in/rahul-easwar/>



Paginated Reports Home Page



User Guide



Join the QuickSight Community

