Machine Learning Workflows with Amazon SageMaker and AWS Step Functions

Julien Simon, Global Evangelist, AI & Machine Learning
@julsimon

March 2019

© 2019, Amazon Web Services, Inc. or its Affiliates. All rights reserved.

aws

Today’s agenda

Build, train, and deploy machine learning models with Amazon SageMaker

Build serverless workflows with less code to write and maintain using AWS Step Functions

Learn how Cox Automotive combined SageMaker and Step Functions to improve collaboration between data scientists and software engineers

New features to build and manage ML workflows even faster

© 2019, Amazon Web Services, Inc. or its Affiliates. All rights reserved.

aws

A quick introduction to Amazon SageMaker and AWS Step Functions

© 2019, Amazon Web Services, Inc. or its Affiliates. All rights reserved.

Amazon SageMaker:
Build, Train, and Deploy ML Models at Scale

Collect and prepare training data



Choose and optimize your ML algorithm

Set up and manage environments for training

Train and Tune ML Models

Deploy models in production

Scale and manage the production environment

intuit

F1

NFL

tinder

KIA

Liberty Mutual

CONVOY

SIEMENS

DOW JONES

Celgene

SONY

GE Healthcare

© 2019, Amazon Web Services, Inc. or its Affiliates. All rights reserved.

aws

Machine learning cycle

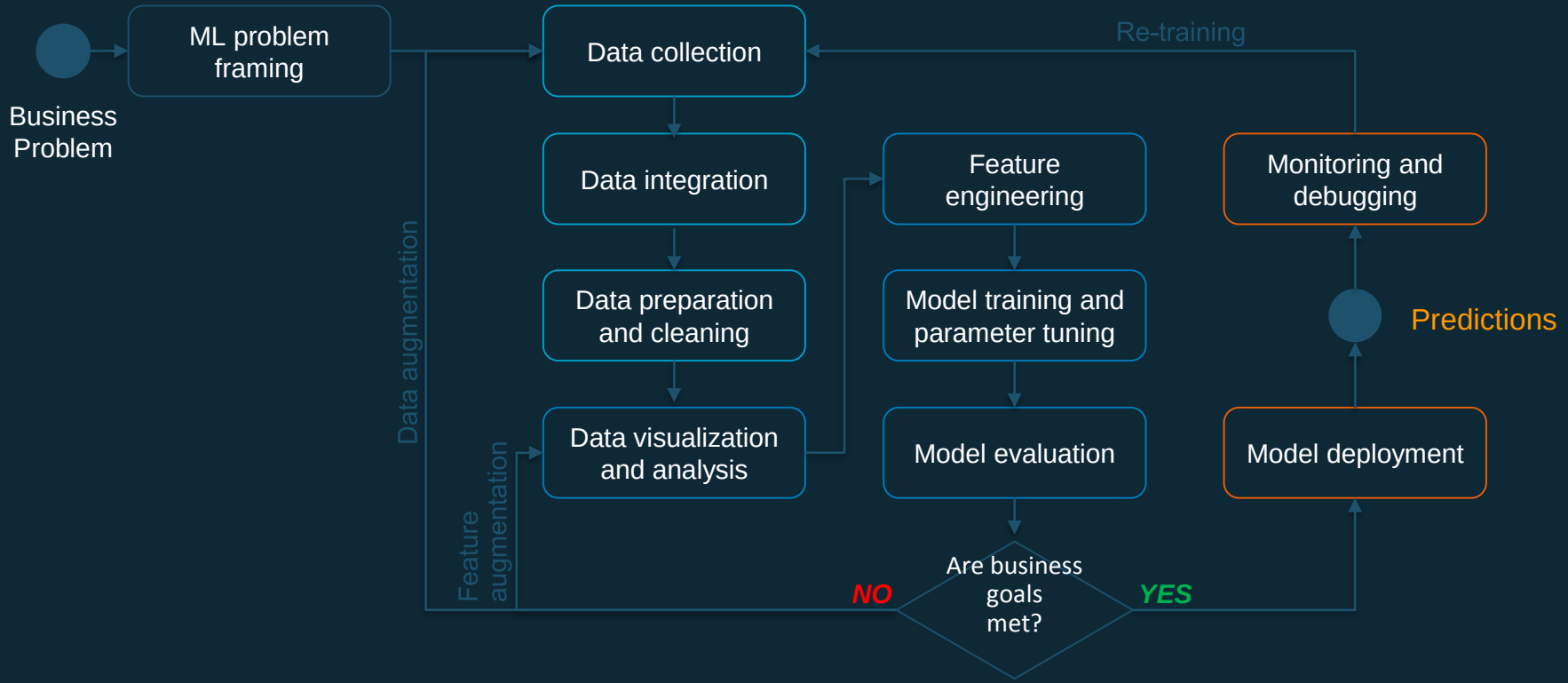

© 2019, Amazon Web Services, Inc. or its Affiliates. All rights reserved.

Manage data on AWS

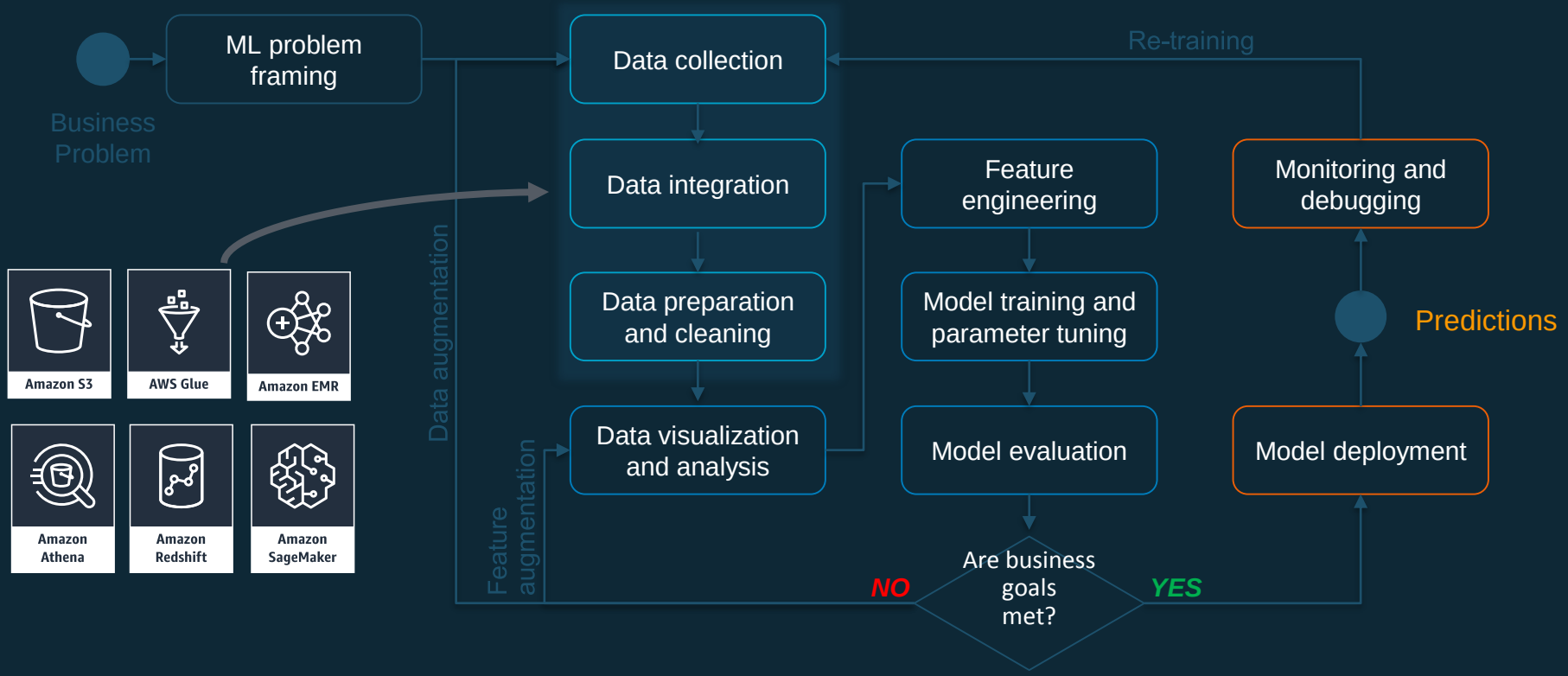

© 2019, Amazon Web Services, Inc. or its Affiliates. All rights reserved.

Build and train models using SageMaker

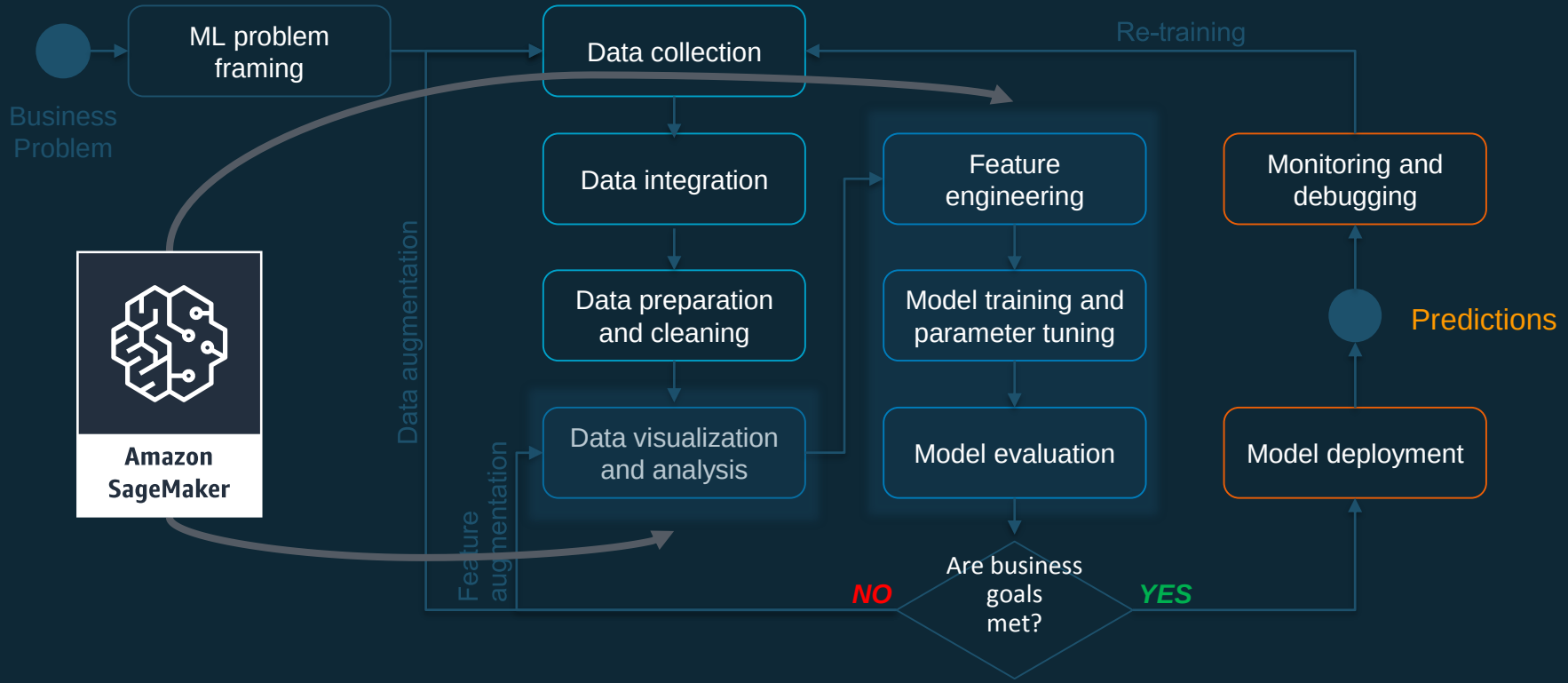

© 2019, Amazon Web Services, Inc. or its Affiliates. All rights reserved.

Deploy models using SageMaker

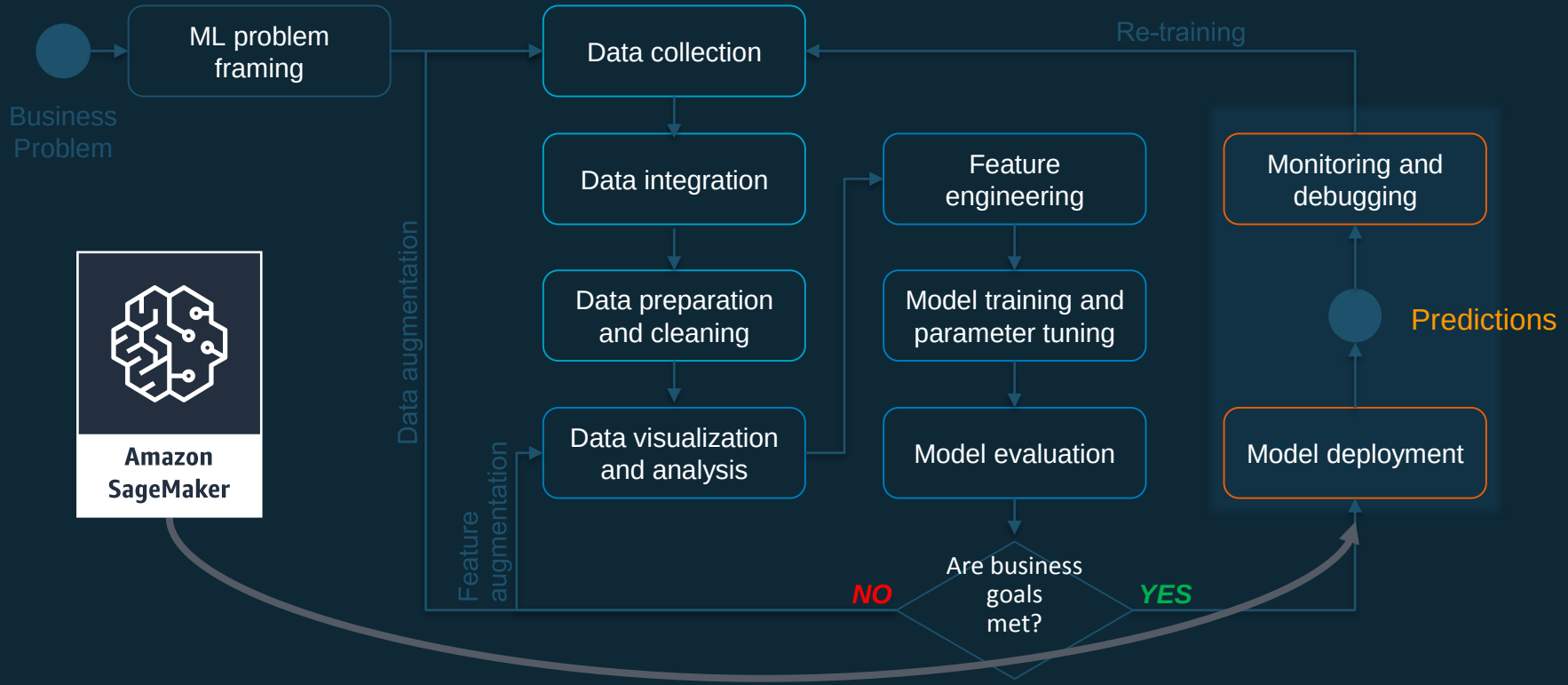

© 2019, Amazon Web Services, Inc. or its Affiliates. All rights reserved.

What about the lines between the steps?

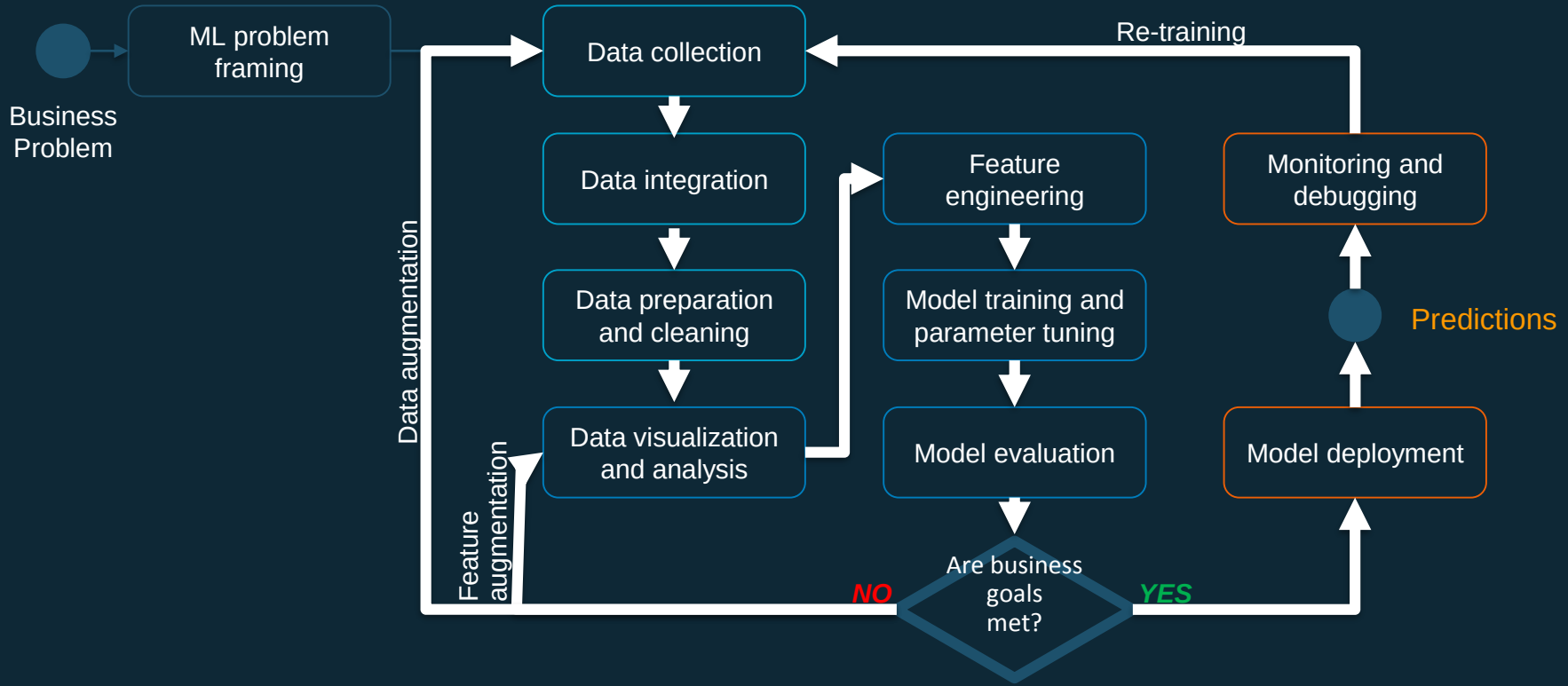

© 2019, Amazon Web Services, Inc. or its Affiliates. All rights reserved.

What is AWS Step Functions?

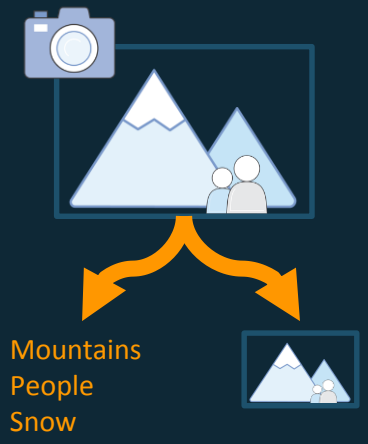

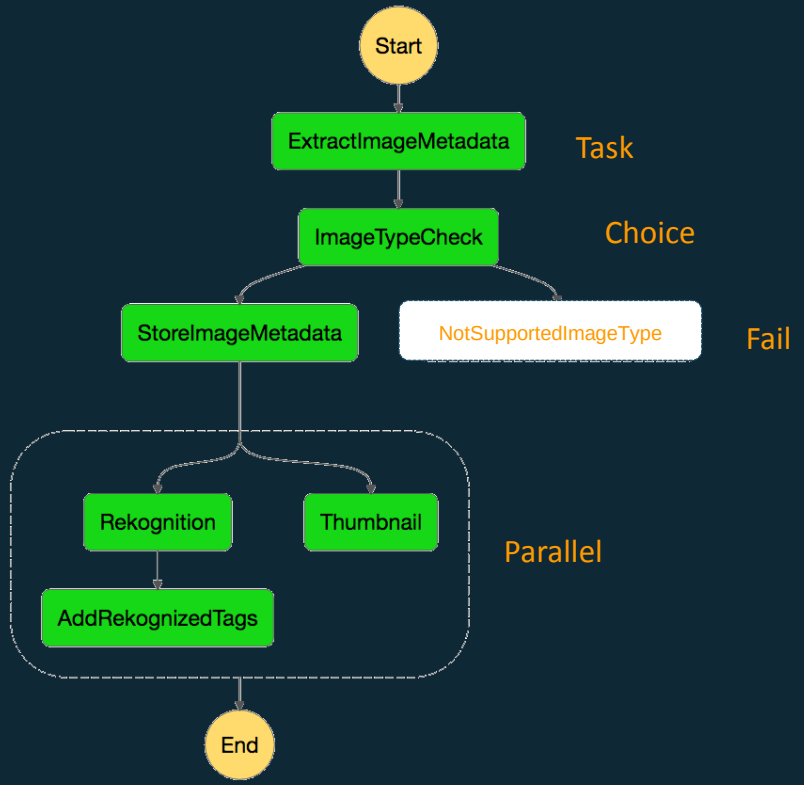

© 2019, Amazon Web Services, Inc. or its Affiliates. All rights reserved.

Step Functions uses Amazon States Language (JSON)

```
{
"Comment": "Image Processing workflow",
"StartAt": "ExtractImageMetadata"
"States": {
     "ExtractImageMetadata": {
     "Type": "Task",
     "Resource": "arn:aws:lambda:::function:photo-backendExtractImageMetadata-...",
     "InputPath": "$",
     "ResultPath": "$.extractedMetadata",
     "Next": "ImageTypeCheck",
     "Catch": [ {
          "ErrorEquals": [ "ImageIdentifyError"],
          "Next": "NotSupportedImageType"
          } ],
     "Retry": [ {
          "ErrorEquals": [ "States.ALL"],
          "IntervalSeconds": 1,
          "MaxAttempts": 2,
          "BackoffRate": 1.5 }, ...
```

© 2019, Amazon Web Services, Inc. or its Affiliates. All rights reserved.

Run tasks with any compute resource





Traditional server

Activity

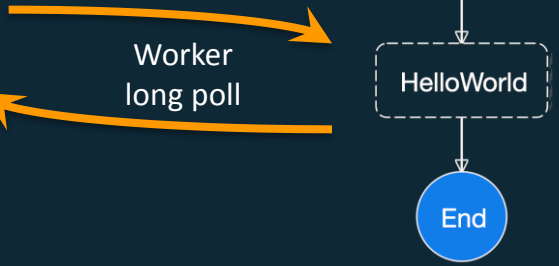

Worker *requests* tasks
from Step Functions

AWS Lambda function

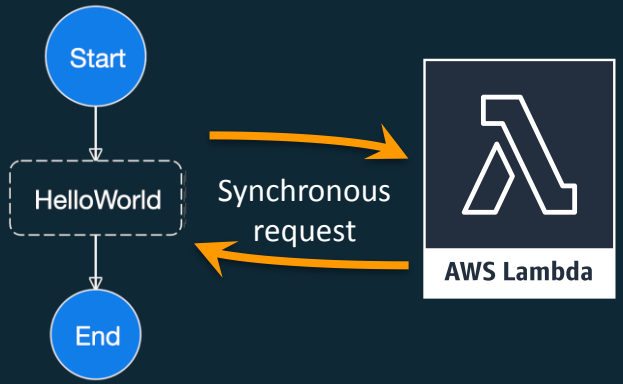

Step Functions *invokes*
Lambda function

© 2019, Amazon Web Services, Inc. or its Affiliates. All rights reserved.

Case study: Cox Automotive

© 2019, Amazon Web Services, Inc. or its Affiliates. All rights reserved.

Machine learning cycle

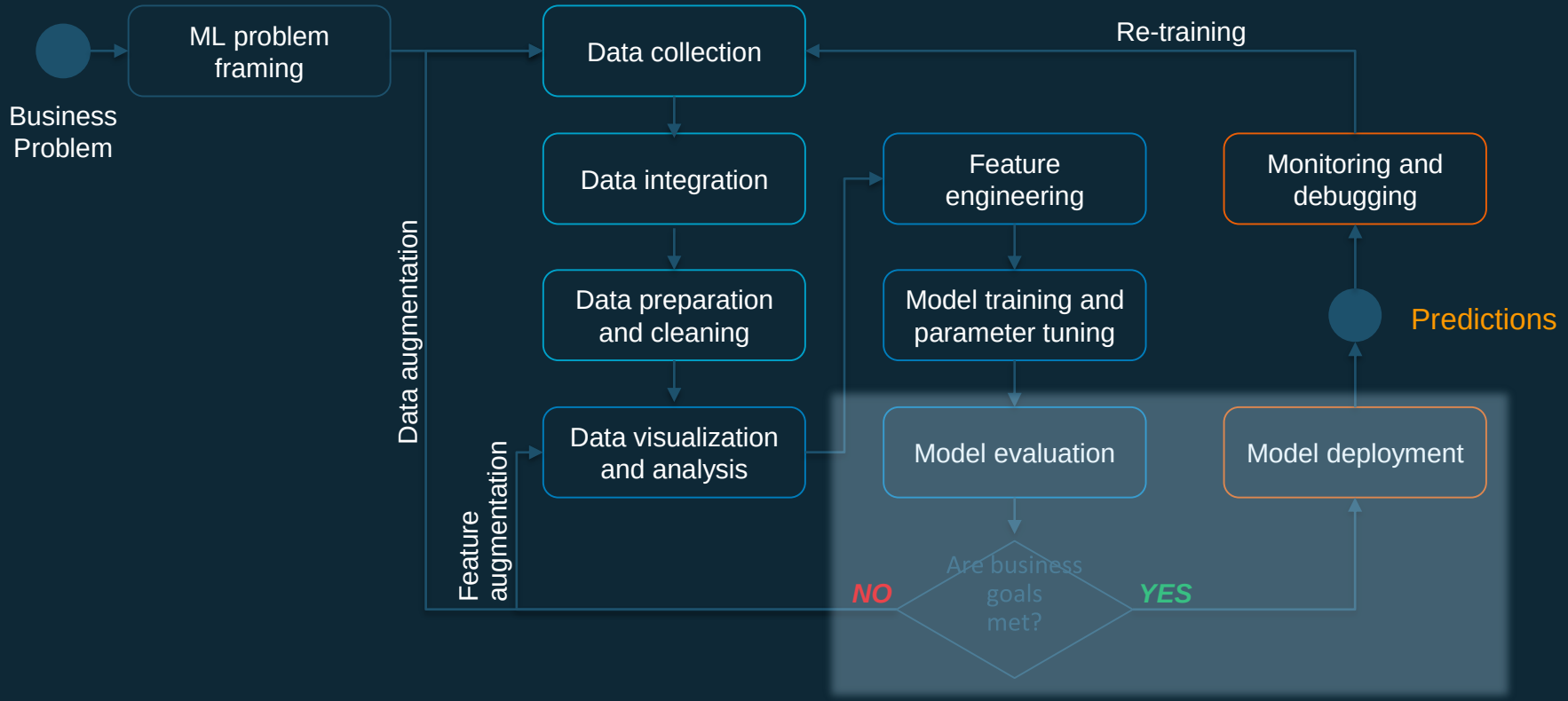

© 2019, Amazon Web Services, Inc. or its Affiliates. All rights reserved.

How can we enable our Decision Science team to deliver a model in a way that doesn't require any work to ingest the model in our deployment pipeline?

© 2019, Amazon Web Services, Inc. or its Affiliates. All rights reserved.

Amazon SageMaker model deployment pipeline

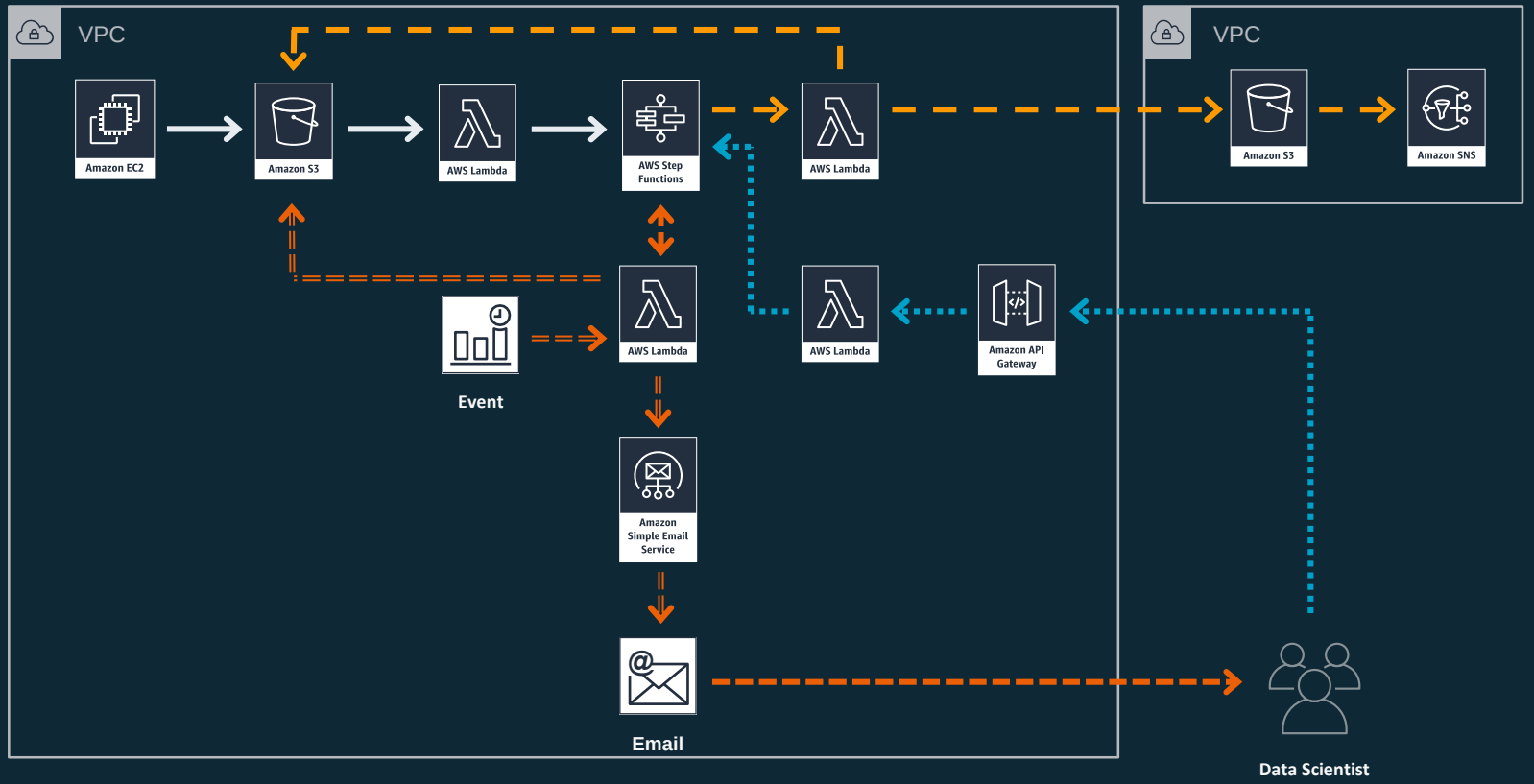

© 2019, Amazon Web Services, Inc. or its Affiliates. All rights reserved.

AWS Step Functions state machine definition

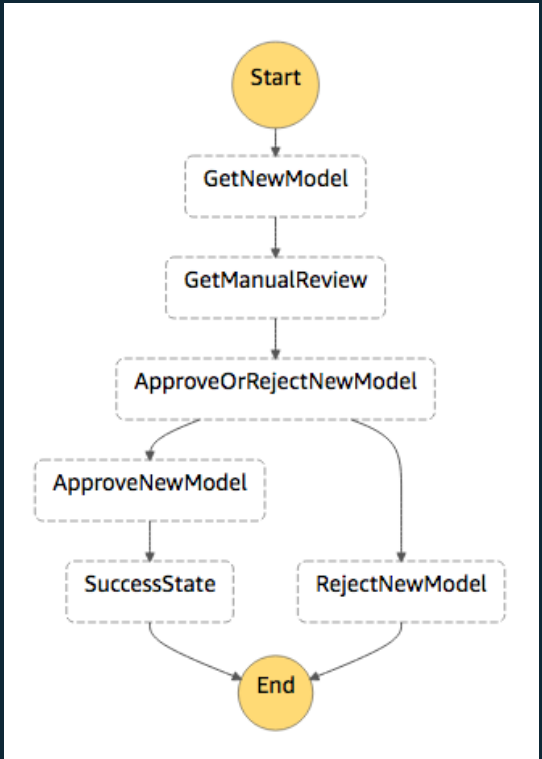


```
…
  "StartAt": "GetNewModel",
  "States": {
    "GetNewModel": {
      "Type": "Task",
      "Resource": "arn:aws:lambda:${region}:${act}:
function:model-review-GetNewModelFunction",
      "ResultPath": "$",
      "Next": "GetManualReview"
    },
    "GetManualReview": {
      "Type": "Task",
      "Resource": "arn:aws:states:${region}:${act}:
activity:model-review-getModelReviewDecision",
      "ResultPath": "$.taskresult",
      "TimeoutSeconds": 604800,
      "Next": "ApproveOrRejectNewModel”
    },
    …
```

© 2019, Amazon Web Services, Inc. or its Affiliates. All rights reserved.

Activity token journey: Send models for review

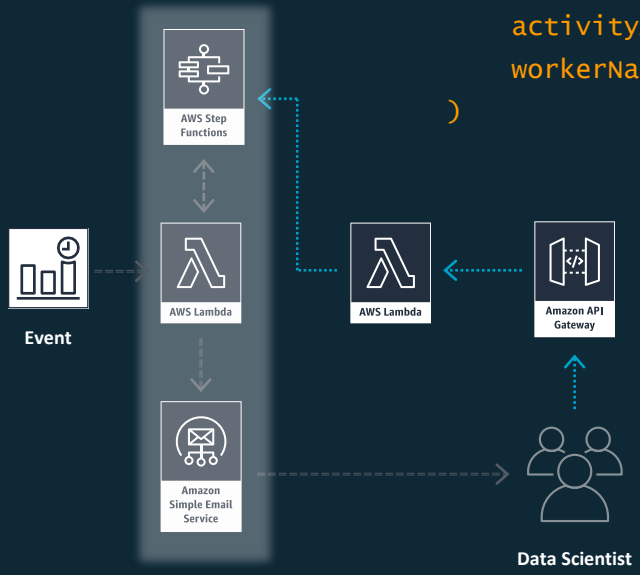


```
sfnClient = boto3.client('stepfunctions')
getActivityTaskResponse = sfnClient.get_activity_task(
    activityArn=activityArn,
    workerName='checkStateMachineActivityStatus'
)
```

```
taskToken = getActivityTaskResponse['taskToken']
sendEmail(taskToken, diagnosticsFileName, diagnosticsFile,
diagnosticsFilePath, apiUrl)
…
def sendEmail(taskToken, diagnosticsFileName,
diagnosticsFile, diagnosticsFilePath, apiUrl):
    sesClient = boto3.client('ses')
    encodedtaskToken = quote(taskToken, safe='')
    approveLink = apiUrl + '/approve/' + encodedtaskToken
    rejectLink = apiUrl + '/reject/' + encodedtaskToken
```

© 2019, Amazon Web Services, Inc. or its Affiliates. All rights reserved.

Activity token journey: generate review request

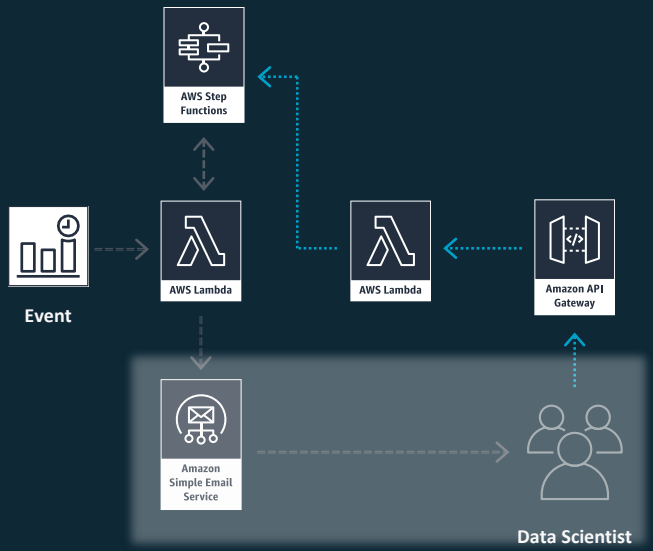

A new model requires your review!

D

Friday, November 2, 2018 at 2:46 PM

Show Details

model_diagnostics.zip
1.1 KB

Download All Preview All

[redacted]/model_diagnostics.zip requires your review before deploying it to the consumer. See the attachment.

Approve: https://urldefense.proofpoint.com/v2/url?u=https-3A__[redacted]2D1.amazonaws.com_lab_approve_AAAAKgAAAAIAAAAAAAAAAVne-252FDgwN8jqwVd79Hofzled-252BbE-252BjKbYuDW-252Bm1Bqxtwh-252FzKMMG8XoiVKsRkEoVEGUgfjLRX7q3QGwbbg2e0t5Zt5TSNDd7ii6i9e5e-252B2NPb2A9uP8tS0fr4bTxWlUKzx56H5-252BRIqbkAoqNMFNbzYyjHNaN-252BeUzGY35Lbzj5cPZT6EyAUeJ1NOCM5bgcnX0RK33knXtldyFbkDkau2qquJQyuki-252Bhl6wgmFtW02WsbrEPHh9O4uE5vhib-252B1a5NmxT5fA5WQAzTBsb4z09GDEDt7NSoeV-252FdUhb-252FX4nWMmawxwAsXhwj5KA67StTWn3P0UClcGJMuznkEmrhGSjKTeNNRsKgfY85QKiivNnv8BvFnGwesa2iCSPQskTWLLTI36oOfwgu1JLho-252Fo1elmqhyv2KjIoD4P6aCN3eXKvhi-252BMlbtWEmPvWmkZzUndPkZqKZ1Q9ZjBY4BaIUagElLOg56EfUnM4TNdRpvbbhOt-252BRaSmvZwPLvJUuysjG5n5W3hmjO9Y23zJRiqkkqjWIw-252BBas6KJtC1Grd2ZFYNJZ284VHFkecUHLdl0PPXRkx5ziQva3ToD9GBcCajUKEJHLgcQvCrRXmbC-252BebpzoozFHlIC8S6y&d=DwICAg&c=hrETxhO8sRCXAcJITi-bu62jJ43QQVS6-BatTNT-3bs&r=d4ghZwf7SsCfTpC4lqawqD9guMI2XsZSvTkvFQ3bRgQ&m=hDFOQqKHS17iaZYpXOlSRTxs0B9seX23uimTl62eHtY&s=ULEbRV5xTnmIYo14MlF1gouV

Reject: https://urldefense.proofpoint.com/v2/url?u=https-3A__[redacted]2D1.amazonaws.com_lab_reject_AAAAKgAAAAIAAAAAAAAAAVne-252FDgwN8jqwVd79Hofzled-252BbE-252BjKbYuDW-252Bm1Bqxtwh-252FzKMMG8XoiVKsRkEoVEGUgfjLRX7q3QGwbbg2e0t5Zt5TSNDd7ii6i9e5e-252B2NPb2A9uP8tS0fr4bTxWlUKzx56H5-252BRIqbkAoqNMFNbzYyjHNaN-252BeUzGY35Lbzj5cPZT6EyAUeJ1NOCM5bgcnX0RK33knXtldyFbkDkau2qquJQyuki-252Bhl6wgmFtW02WsbrEPHh9O4uE5vhib-252B1a5NmxT5fA5WQAzTBsb4z09GDEDt7NSoeV-252FdUhb-252FX4nWMmawxwAsXhwj5KA67StTWn3P0UClcGJMuznkEmrhGSjKTeNNRsKgfY85QKiivNnv8BvFnGwesa2iCSPQskTWLLTI36oOfwgu1JLho-252Fo1elmqhyv2KjIoD4P6aCN3eXKvhi-252BMlbtWEmPvWmkZzUndPkZqKZ1Q9ZjBY4BaIUagElLOg56EfUnM4TNdRpvbbhOt-252BRaSmvZwPLvJUuysjG5n5W3hmjO9Y23zJRiqkkqjWIw-252BBas6KJtC1Grd2ZFYNJZ284VHFkecUHLdl0PPXRkx5ziQva3ToD9GBcCajUKEJHLgcQvCrRXmbC-252BebpzoozFHlIC8S6y&d=DwICAg&c=hrETxhO8sRCXAcJITi-bu62jJ43QQVS6-BatTNT-3bs&r=d4ghZwf7SsCfTpC4lqawqD9guMI2XsZSvTkvFQ3bRgQ&m=hDFOQqKHS17iaZYpXOlSRTxs0B9seX23uimTl62eHtY&s=9H5-reHs-3Bf_NWHy7ZWM36w4DFUwMBv5Cqhw1iUejI&e=

© 2019, Amazon Web Services, Inc. or its Affiliates. All rights reserved.

Amazon API Gateway configuration

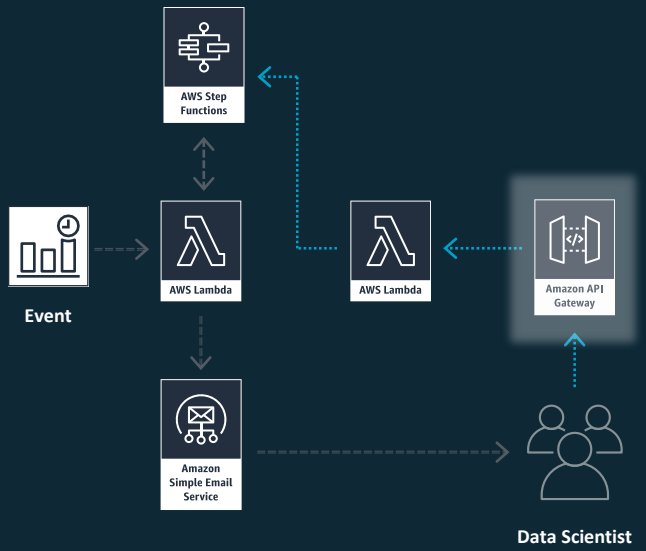


```
GetReviewDecisionFunction:
    handler: handler.getReviewDecision
    role: "${self:custom.terraformed.service.role}"
    events:
      - http:
          path: approve/{taskToken}
          method: get
          request:
            parameters:
              paths:
                taskToken: true
      - http:
          path: reject/{taskToken}
          method: get
          request:
            parameters:
              paths:
                taskToken: true
```

© 2019, Amazon Web Services, Inc. or its Affiliates. All rights reserved.

Activity token journey: prepare arguments & output

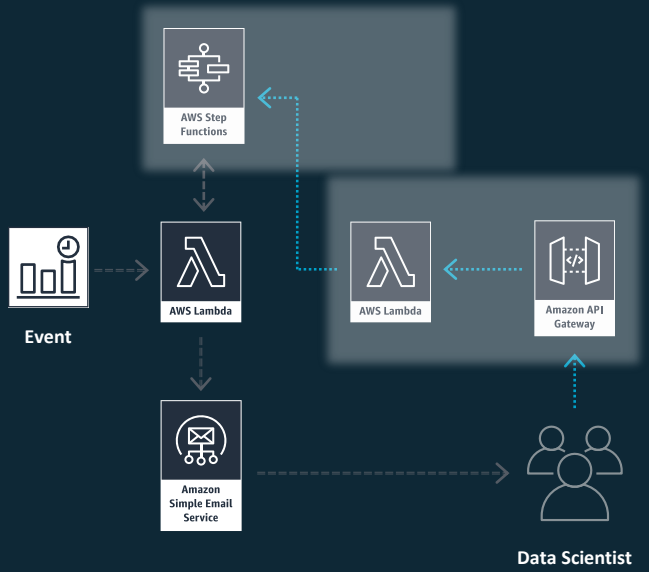


```
path = event['path']
taskToken = unquote(event['pathParameters']['taskToken'])
taskSuccessOutput = '{"decision": "Approved"}'
taskFailureOutput = '{"decision": "Rejected"}'

if path.startswith('/reject'):
    message = "The model has been rejected and will not be promoted"
    status = 'rejected'
    kwargs = {
        'taskToken': taskToken,
        'output': taskFailureOutput
    }
else:
    if path.startswith('/approve'):
        message = "The model has been approved and will be promoted"
        status = 'approved'
        kwargs = {
            'taskToken': taskToken,
            'output': taskSuccessOutput
        }
    else:
        message = "The parameter does not match the expected parameter"
        print(message)
```

© 2019, Amazon Web Services, Inc. or its Affiliates. All rights reserved.

State input & output processing

Lambda state can be shared downstream via the state output, which is a mutable JSON object used to carry inputs & output data between states.

Benefits

- Upstream worker output can be used as input for downstream workers (to reduce the number of repeat calls)
- Maintain state of upstream states

© 2019, Amazon Web Services, Inc. or its Affiliates. All rights reserved.

State input & output processing: append to output

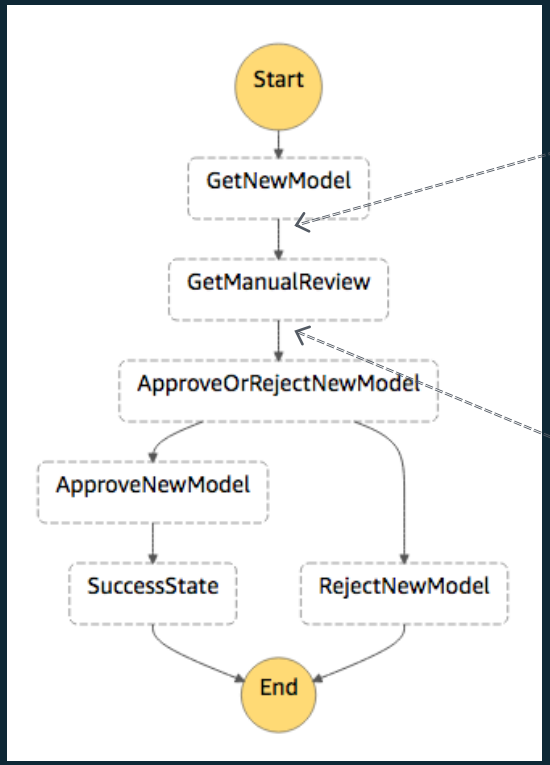


```
{
  "name": "GetNewModel”,
  "output": {
    "diagnosticsFilePath": “20181102/model_diagnostics.zip",
    "diagnosticsFileName": "model_diagnostics.zip”
  }
}

# State is configured to append the decision to its input
{
  "name": "GetManualReview",
  "output": {
    "diagnosticsFilePath": "20181102/model_diagnostics.zip",
    "diagnosticsFileName": "model_diagnostics.zip",
    "taskresult": {
      "decision": "Approved"
    }
  }
}
```

© 2019, Amazon Web Services, Inc. or its Affiliates. All rights reserved.

State input & output processing: choice states

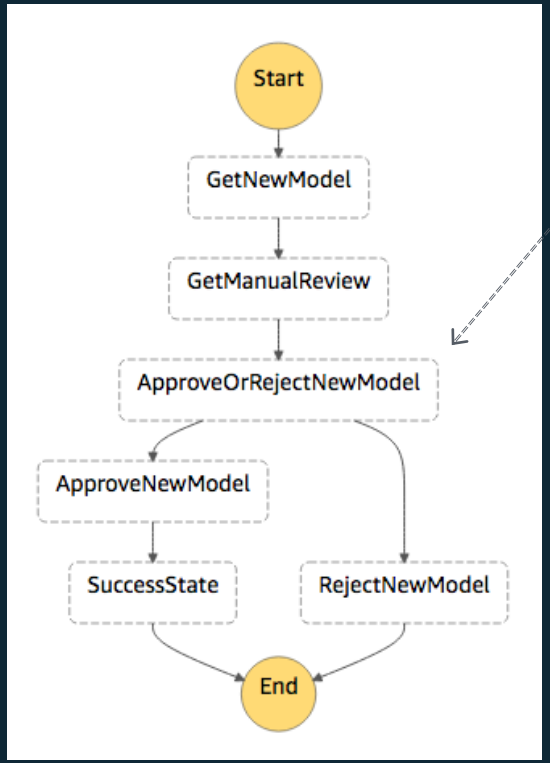


```
"ApproveOrRejectNewModel": {
  "Type": "Choice",
  "Choices": [
    {
      "Variable": "$.taskresult.decision",
      "StringEquals": "Approved",
      "Next": "ApproveNewModel"
    },
    {
      "Variable": "$.taskresult.decision",
      "StringEquals": "Rejected",
      "Next": "RejectNewModel"
    }
  ]
}
```

© 2019, Amazon Web Services, Inc. or its Affiliates. All rights reserved.

Back to our story…

Amazon SageMaker

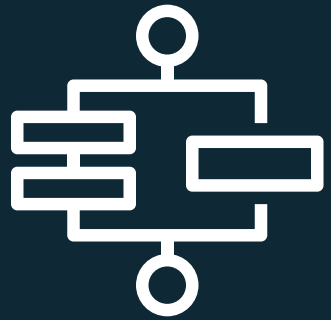

AWS Step Functions

© 2019, Amazon Web Services, Inc. or its Affiliates. All rights reserved.

Example ML workflow

Amazon SageMaker Notebook

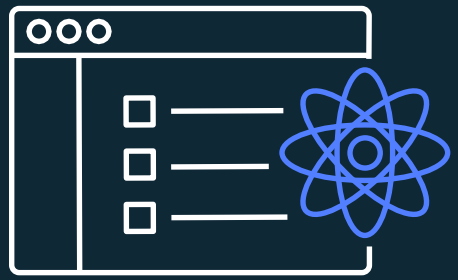

Retrieve data

```
def upload_to_s3(channel, file):
    s3 = boto3.resource('s3')
    data = open(file, "rb")
    key = channel + '/' + file
    s3.Bucket(bucket).put_object(Key=key, Body=data)
```

Train model

```
train = sagemaker.s3_input('s3://{}/train/'.format(bucket), content_type='application/x-recordio')
validation = sagemaker.s3_input('s3://{}/validation/'.format(bucket),
                content_type='application/x-recordio')
```

Transform data

```
input_data = 's3://batch-test-data/caltech256/'
output_data = 's3://batch-test-output/DEMO-image-classification'

transformer = training_job.transformer(2,  'ml.p3.2xlarge', output_path=output_data,
                                       assemble_with='Line', max_payload=8, max_concurrent_transforms=8)
transformer.transform(input_data, content_type='application/x-image')
```

© 2019, Amazon Web Services, Inc. or its Affiliates. All rights reserved.

aws

ML workflow in Step Functions

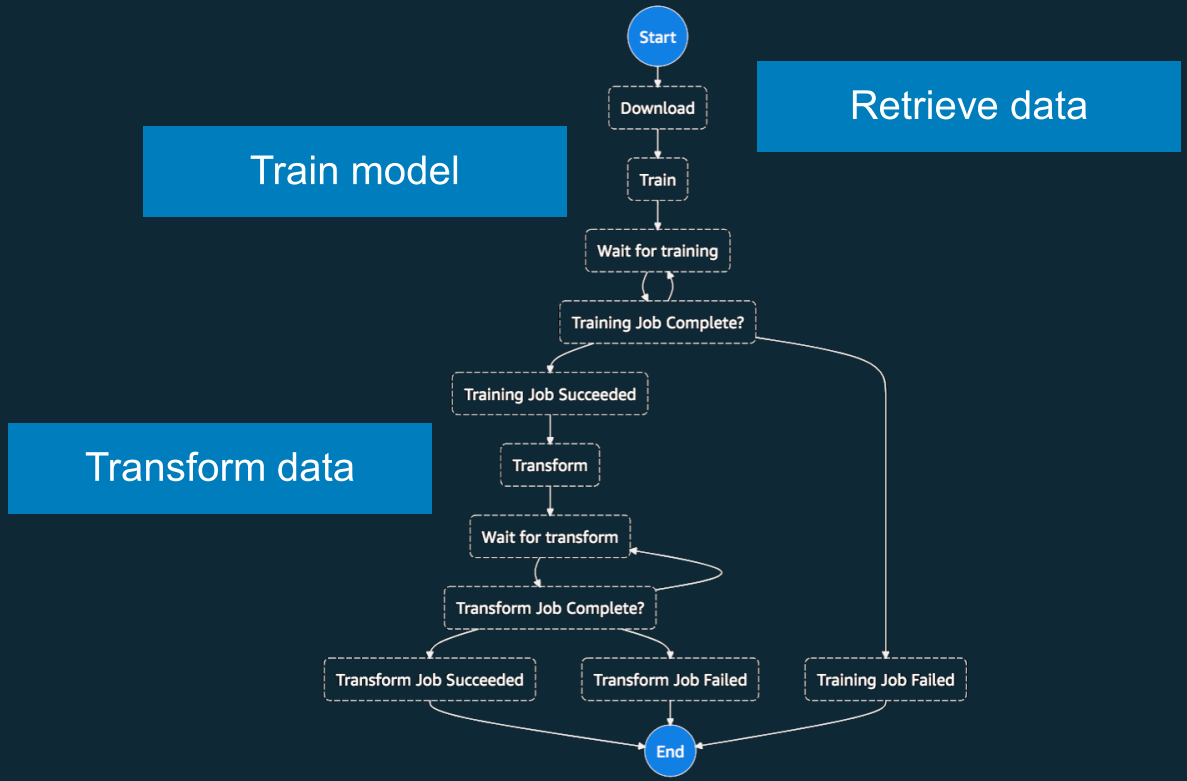

© 2019, Amazon Web Services, Inc. or its Affiliates. All rights reserved.

Manage asynchronous jobs without writing code!

AWS
Glue

Amazon
SageMaker

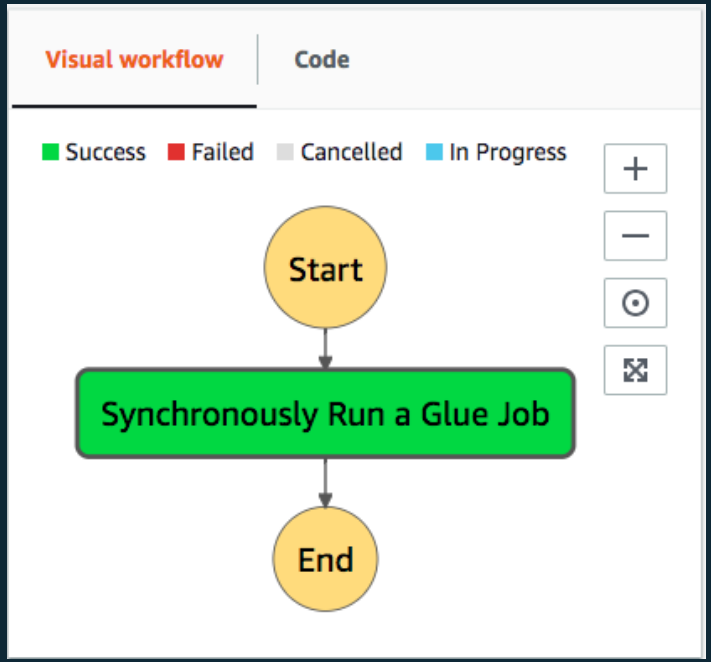

© 2019, Amazon Web Services, Inc. or its Affiliates. All rights reserved.

Simplify machine learning workflows

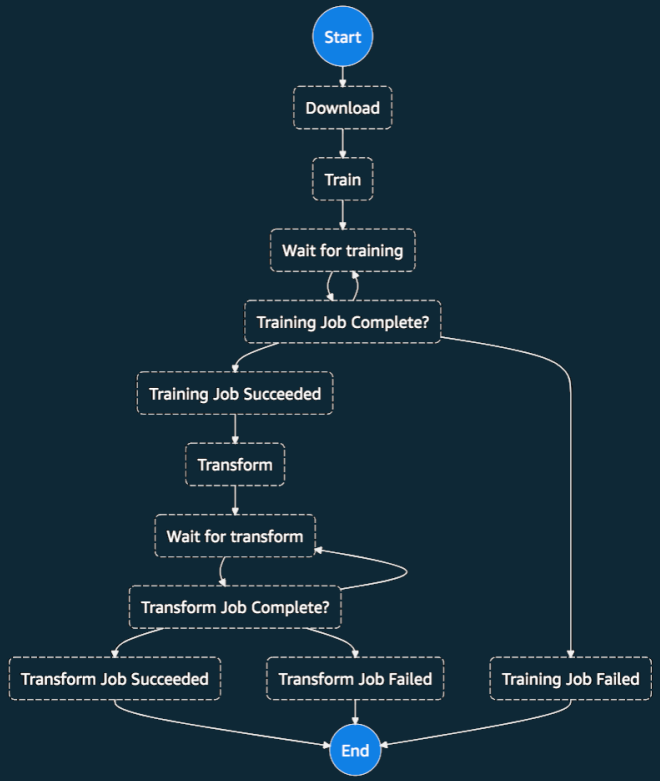

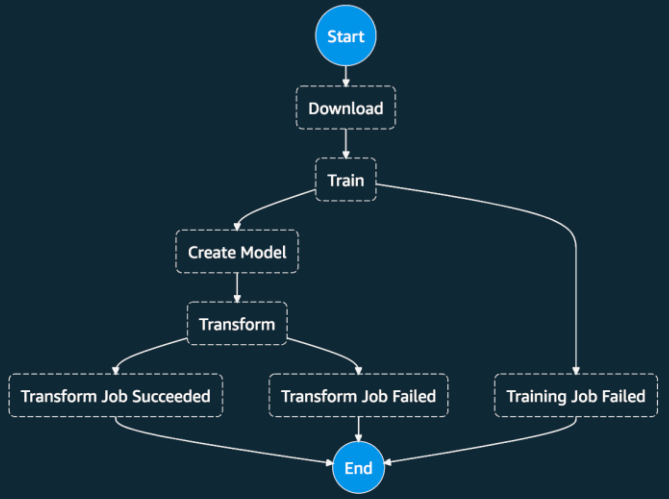

© 2019, Amazon Web Services, Inc. or its Affiliates. All rights reserved.

Add AWS Glue ETL jobs in your workflows

```
"Synchronously Run a Glue Job": {
    "Type": "Task",
    "Resource": "arn:aws:states:::glue:startJobRun.sync",
    "Parameters":
          {
          "JobName.$": "$.myJobName”,
          “AllocatedCapacity”: 3
          },
    "Catch": [
      {"ErrorEquals": ["States.TaskFailed"],
       "ResultPath": "$.cause",
       "Next" : "Notify on Error"
       } ],
    "ResultPath": "$.jobInfo",
    "Next": "Report Success"
 }
```

© 2019, Amazon Web Services, Inc. or its Affiliates. All rights reserved.

aws

Add Amazon SageMaker jobs in your workflows

```
"Synchronously Run a Training Job": {
    "Type": "Task",
    "Resource":
"arn:aws:states:::sagemaker.createTrainingJob.sync",
    "Parameters":
          {
      "AlgorithmSpecification": {...},
         "HyperParameters": {...},
      "InputDataConfig": [...],
      ...
          },
    "Catch": [
      {"ErrorEquals": ["States.TaskFailed"],
       "ResultPath": "$.cause",
       "Next" : ”Notify on Error"
       } ],
    "ResultPath": "$.jobInfo",
    "Next": "Report Success"
 }
```

```
"Synchronously Run a Transform Job": {
    "Type": "Task",
    "Resource":
"arn:aws:states:::sagemaker.createTransformJob.sync",
    "Parameters":
          {
           "TransformJobName.$": "$.transform",
           "ModelName.$": "$.model",
           "MaxConcurrentTransforms": 8,
           ...
          },
    "Catch": [
      {"ErrorEquals": ["States.TaskFailed"],
       "ResultPath": "$.cause",
       "Next" : ”Notify on Error"
       } ],
    "ResultPath": "$.jobInfo",
    "Next": "Report Success"
 }
```

© 2019, Amazon Web Services, Inc. or its Affiliates. All rights reserved.

aws

Define workflows in JSON

```
{
"StartAt": "Download",
"States": {
     "Download": {
          "Type": "Task",
          "Resource": "arn:aws:lambda:REGION:ACCT:function:download_data”,
          "Next": "Train"
          },
     "Train": {
          "Type": "Task",
          "Resource": "arn:aws:states:::sagemaker:createTrainingJob.sync",
          "ResultPath": "$.training_job",
          "Parameters": {
               "AlgorithmSpecification": {
               "TrainingImage": "811284229777.dkr.ecr.us-east-1.amazonaws.com/
               image-classification:latest",
               "TrainingInputMode": "File"
          }…
```

© 2019, Amazon Web Services, Inc. or its Affiliates. All rights reserved.

aws

Amazon SageMaker

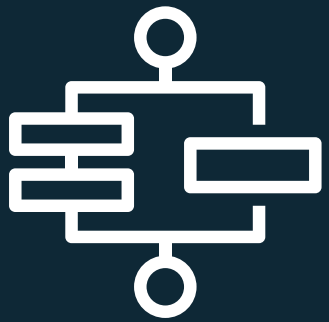

AWS Step Functions

Spend more time on the code that differentiates your business and deliver faster.

© 2019, Amazon Web Services, Inc. or its Affiliates. All rights reserved.

aws

Getting started

https://aws.amazon.com/free

https://ml.aws

https://aws.amazon.com/sagemaker

https://aws.amazon.com/step-functions

© 2019, Amazon Web Services, Inc. or its Affiliates. All rights reserved.

Thank you!

Julien Simon, Global Evangelist, AI & Machine Learning
@julsimon
https://medium.com/@julsimon

© 2019, Amazon Web Services, Inc. or its Affiliates. All rights reserved.